


**FRINGE BENEFIT 2020 - IMPORTI DAL 1° LUGLIO
AUTOVEICOLI A GASOLIO FUORI PRODUZIONE**

MARCA	MODELLO	SERIE	COSTO KM 15.000 KM	FRINGE BENEFIT ANNUALE (25% CK)	FRINGE BENEFIT ANNUALE (30% CK)	FRINGE BENEFIT ANNUALE (40% CK)	FRINGE BENEFIT ANNUALE (50% CK)
ALFA ROMEO	159 2.0 JTDM 136CV	BERLINA	0,5571	2,089,19	2,507,03	3,342,70	4,178,38
ALFA ROMEO	159 2.0 JTDM 136CV	SW	0,5668	2,125,38	2,550,45	3,400,60	4,250,75
ALFA ROMEO	159 2.0 JTDM 170CV	SW	0,5946	2,229,70	2,675,64	3,567,52	4,459,40
ALFA ROMEO	BRERA 2.0 JTDM	170CV	0,6134	2,300,09	2,760,11	3,680,14	4,600,18
ALFA ROMEO	BRERA 2.4/20V JTDM	210CV	0,7206	2,702,33	3,242,79	4,323,72	5,404,65
ALFA ROMEO	GIULIA 2.2 TD	136CV	0,5983	2,243,66	2,692,40	3,589,86	4,487,33
ALFA ROMEO	GIULIA 2.2 TD	150CV	0,5953	2,232,29	2,678,75	3,571,66	4,464,58
ALFA ROMEO	GIULIA 2.2 TD	180CV	0,6277	2,353,80	2,824,56	3,766,08	4,707,60
ALFA ROMEO	GIULIETTA 1.6 JTDM-2	105CV	0,4607	1,727,58	2,073,09	2,764,12	3,455,15
ALFA ROMEO	GIULIETTA 2.0 JTDM-2	140CV	0,5246	1,967,14	2,360,57	3,147,42	3,934,28
ALFA ROMEO	GIULIETTA 2.0 JTDM-2	150CV	0,5175	1,940,68	2,328,81	3,105,08	3,881,35
ALFA ROMEO	GIULIETTA 2.0 JTDM-2	170CV	0,5462	2,048,36	2,458,04	3,277,38	4,096,73
ALFA ROMEO	GIULIETTA 2.0 JTDM-2	175CV	0,5429	2,035,74	2,442,89	3,257,18	4,071,48
ALFA ROMEO	GT 1.9/16V JTDM	150CV	0,6079	2,279,54	2,735,45	3,647,26	4,559,08
ALFA ROMEO	GT 1.9/16V JTDM	170CV	0,6450	2,418,80	2,902,56	3,870,08	4,837,60
ALFA ROMEO	MITO 1.3 JTD	95CV	0,3848	1,443,08	1,731,69	2,308,92	2,886,15
ALFA ROMEO	MITO 1.3 JTDM	90CV	0,3824	1,433,84	1,720,61	2,294,14	2,867,68
ALFA ROMEO	MITO 1.3 JTDM S&S	85CV	0,4036	1,513,50	1,816,20	2,421,60	3,027,00
ALFA ROMEO	MITO 1.3 JTM-2 S&S	95CV	0,4250	1,593,63	1,912,35	2,549,80	3,187,25
ALFA ROMEO	MITO 1.6 JTDM 16V	120CV	0,4803	1,801,06	2,161,28	2,881,70	3,602,13
ALFA ROMEO	MITO 1.6 JTDM-2 S&S	120CV	0,4607	1,727,56	2,073,08	2,764,10	3,455,13
ALFA ROMEO	SPIDER 2.0 JTDM	170CV	0,6166	2,312,24	2,774,69	3,699,58	4,624,48
ALFA ROMEO	SPIDER 2.4 JTDM	210CV	0,7334	2,750,28	3,300,33	4,400,44	5,500,55
ALFA ROMEO	STELVIO 2.2 TD	150CV	0,6703	2,513,49	3,016,19	4,021,58	5,026,98
ALFA ROMEO	STELVIO 2.2 TD	180CV 2WD	0,6845	2,566,80	3,080,16	4,106,88	5,133,60
ALFA ROMEO	STELVIO 2.2 TD Q4	180CV 4WD	0,6987	2,620,24	3,144,29	4,192,38	5,240,48
AUDI	A1 1.4 TDI	90CV	0,4050	1,518,74	1,822,49	2,429,98	3,037,48
AUDI	A1 1.6 TDI	116CV	0,4337	1,626,30	1,951,56	2,602,08	3,252,60
AUDI	A1 1.6 TDI	90CV	0,4269	1,600,83	1,920,99	2,561,32	3,201,85
AUDI	A1 1.6 TDI 105CV	SPORTBACK	0,4510	1,691,24	2,029,49	2,705,98	3,382,48
AUDI	A1 1.6 TDI 90CV	SPORTBACK	0,4356	1,633,35	1,960,02	2,613,36	3,266,70
AUDI	A1 1.6 TDI DPF	105CV	0,4395	1,648,25	1,977,90	2,637,20	3,296,50
AUDI	A1 2.0 TDI	143CV	0,5196	1,948,59	2,338,31	3,117,74	3,897,18
AUDI	A1 SPB 1.4 TDI	90CV	0,4094	1,535,29	1,842,35	2,456,46	3,070,58
AUDI	A1 SPB 1.6 TDI	116CV	0,4377	1,641,33	1,969,59	2,626,12	3,282,85
AUDI	A3 1.6 TDI	110CV	0,4492	1,684,68	2,021,61	2,695,48	3,369,35
AUDI	A3 1.6 TDI 105CV	MY2012	0,4613	1,729,70	2,075,64	2,767,52	3,459,40
AUDI	A3 1.6 TDI 110CV	MY2016	0,4754	1,782,76	2,139,32	2,852,42	3,565,53
AUDI	A3 1.6 TDI CR 105CV	CABRIO	0,5119	1,919,69	2,303,63	3,071,50	3,839,38
AUDI	A3 1.6 TDI CR 90CV	EURO5	0,4799	1,799,48	2,159,37	2,879,16	3,598,95
AUDI	A3 1.6 TDI CR 90CV	SPORTBACK EURO5	0,4850	1,818,61	2,182,34	2,909,78	3,637,23
AUDI	A3 1.6 TDI S-TRONIC 110CV	MY2016	0,4782	1,793,30	2,151,96	2,869,28	3,586,60
AUDI	A3 1.9 TDI 105CV	CABRIO	0,5637	2,113,79	2,536,55	3,382,06	4,227,58
AUDI	A3 1.9/16V TDI	105CV	0,5041	1,890,25	2,268,30	3,024,40	3,780,50
AUDI	A3 2.0 16V TDI	170CV EURO 5	0,5748	2,155,63	2,586,75	3,449,00	4,311,25
AUDI	A3 2.0 TDI	150CV	0,5166	1,937,25	2,324,70	3,099,60	3,874,50
AUDI	A3 2.0 TDI	184CV	0,5290	1,983,91	2,380,70	3,174,26	3,967,83
AUDI	A3 2.0 TDI 140CV	CABRIO EURO5	0,5944	2,229,06	2,674,88	3,566,50	4,458,13
AUDI	A3 2.0 TDI 140CV	SPORTBACK EURO 5	0,5631	2,111,50	2,533,80	3,378,40	4,223,00
AUDI	A3 2.0 TDI 150CV	CABRIO MY2014	0,5695	2,135,50	2,562,60	3,416,80	4,271,00
AUDI	A3 2.0 TDI 150CV	MY2012	0,5314	1,992,74	2,391,29	3,188,38	3,985,48
AUDI	A3 2.0 TDI 150CV	MY2016	0,5162	1,935,76	2,322,92	3,097,22	3,871,53
AUDI	A3 2.0 TDI 184CV	MY2016	0,5393	2,022,54	2,427,05	3,236,06	4,045,08
AUDI	A3 2.0 TDI QUATTRO 150CV	MY2016	0,5392	2,022,13	2,426,55	3,235,40	4,044,25
AUDI	A3 2.0 TDI QUATTRO S-TRONIC 184CV	MY2016	0,5617	2,106,45	2,527,74	3,370,32	4,212,90
AUDI	A3 2.0 TDI SPORTBACK 170CV	QUATTRO EURO5	0,5792	2,171,93	2,606,31	3,475,08	4,343,85
AUDI	A3 2.0 TDI S-TRONIC 150CV	MY2016	0,5359	2,009,64	2,411,57	3,215,42	4,019,28
AUDI	A3 2.0/16V QUATTRO TDI 170CV	EURO 5	0,5939	2,227,04	2,672,45	3,563,26	4,454,08
AUDI	A3 2.0/16V QUATTRO TDI 170CV	SPORTBACK EURO 5	0,5841	2,190,50	2,628,60	3,504,80	4,381,00
AUDI	A3 2.0/16V TDI 140CV	EURO 5	0,5551	2,081,61	2,497,94	3,330,58	4,163,23
AUDI	A3 2.0/16V TDI QUATTRO 140CV	EURO 5	0,5759	2,159,63	2,591,55	3,455,40	4,319,25



**FRINGE BENEFIT 2020 - IMPORTI DAL 1° LUGLIO
AUTOVEICOLI A GASOLIO FUORI PRODUZIONE**

MARCA	MODELLO	SERIE	COSTO KM 15.000 KM	FRINGE BENEFIT ANNUALE (25% CK)	FRINGE BENEFIT ANNUALE (30% CK)	FRINGE BENEFIT ANNUALE (40% CK)	FRINGE BENEFIT ANNUALE (50% CK)
AUDI	A3 CABRIO 1.6 TDI 110CV	MY2016	0,5138	1,926,93	2,312,31	3,083,08	3,853,85
AUDI	A3 CABRIO 2.0 TDI 150CV	MY2016	0,5609	2,103,29	2,523,95	3,365,26	4,206,58
AUDI	A3 CABRIO 2.0 TDI 184CV	MY2016	0,5884	2,206,54	2,647,85	3,530,46	4,413,08
AUDI	A3 CABRIO 2.0 TDI QUATTRO 150CV	MY2016	0,5830	2,186,24	2,623,49	3,497,98	4,372,48
AUDI	A3 CABRIO 2.0 TDI QUATTRO S-TRONIC 184CV	MY2016	0,6072	2,276,94	2,732,33	3,643,10	4,553,88
AUDI	A3 CABRIO 2.0 TDI S-TRONIC 150CV	MY2016	0,5805	2,176,99	2,612,39	3,483,18	4,353,98
AUDI	A3 SEDAN 1.6 TDI	105CV	0,4875	1,828,08	2,193,69	2,924,92	3,656,15
AUDI	A3 SEDAN 1.6 TDI 110CV	MY2014	0,4544	1,704,05	2,044,86	2,726,48	3,408,10
AUDI	A3 SEDAN 1.6 TDI 110CV	MY2016	0,4801	1,800,21	2,160,26	2,880,34	3,600,43
AUDI	A3 SEDAN 1.6 TDI QUATTRO	110 CV	0,5122	1,920,93	2,305,11	3,073,48	3,841,85
AUDI	A3 SEDAN 1.6 TDI S-TRONIC 110CV	MY2016	0,4909	1,840,88	2,209,05	2,945,40	3,681,75
AUDI	A3 SEDAN 2.0 TDI	150CV	0,5318	1,994,36	2,393,24	3,190,98	3,988,73
AUDI	A3 SEDAN 2.0 TDI 150CV	MY2016	0,5280	1,979,91	2,375,90	3,167,86	3,959,83
AUDI	A3 SEDAN 2.0 TDI 184CV	MY2014	0,5481	2,055,26	2,466,32	3,288,42	4,110,53
AUDI	A3 SEDAN 2.0 TDI 184CV	MY2016	0,5502	2,063,19	2,475,83	3,301,10	4,126,38
AUDI	A3 SEDAN 2.0 TDI 184CV QUATTRO	MY2014	0,5808	2,178,04	2,613,65	3,484,86	4,356,08
AUDI	A3 SEDAN 2.0 TDI QUATTRO	150CV	0,5525	2,071,99	2,486,39	3,315,18	4,143,98
AUDI	A3 SEDAN 2.0 TDI QUATTRO 150CV	MY2016	0,5518	2,069,43	2,483,31	3,311,08	4,138,85
AUDI	A3 SEDAN 2.0 TDI QUATTRO S-TRONIC 184CV	MY2016	0,5725	2,146,89	2,576,27	3,435,02	4,293,78
AUDI	A3 SEDAN 2.0 TDI S-TRONIC 150CV	MY2016	0,5485	2,056,91	2,468,30	3,291,06	4,113,83
AUDI	A3 SPB 1.6 TDI 105CV	MY2014	0,4672	1,752,18	2,102,61	2,803,48	3,504,35
AUDI	A3 SPB 1.6 TDI 110CV	MY2014	0,4453	1,669,85	2,003,82	2,671,76	3,339,70
AUDI	A3 SPB 1.6 TDI 110CV	MY2016	0,4713	1,767,50	2,121,00	2,828,00	3,535,00
AUDI	A3 SPB 1.6 TDI QUATTRO	110 CV	0,5105	1,914,29	2,297,15	3,062,86	3,828,58
AUDI	A3 SPB 1.6 TDI S-TRONIC 110CV	MY2016	0,4786	1,794,89	2,153,87	2,871,82	3,589,78
AUDI	A3 SPB 2.0 TDI 150CV	MY2014	0,5252	1,969,65	2,363,58	3,151,44	3,939,30
AUDI	A3 SPB 2.0 TDI 150CV	MY2016	0,5166	1,937,25	2,324,70	3,099,60	3,874,50
AUDI	A3 SPB 2.0 TDI 184CV	MY2016	0,5433	2,037,20	2,444,64	3,259,52	4,074,40
AUDI	A3 SPB 2.0 TDI CLEAN D 184CV	MY2014	0,5479	2,054,58	2,465,49	3,287,32	4,109,15
AUDI	A3 SPB 2.0 TDI CLEAN D QUATTRO 184CV	MY2014	0,5806	2,177,35	2,612,82	3,483,76	4,354,70
AUDI	A3 SPB 2.0 TDI QUATTRO 150CV	MY2014	0,5451	2,043,98	2,452,77	3,270,36	4,087,95
AUDI	A3 SPB 2.0 TDI QUATTRO 150CV	MY2016	0,5396	2,023,50	2,428,20	3,237,60	4,047,00
AUDI	A3 SPB 2.0 TDI QUATTRO S-TRONIC 184CV	MY2016	0,5620	2,107,60	2,529,12	3,372,16	4,215,20
AUDI	A3 SPB 2.0 TDI S-TRONIC 150CV	MY2016	0,5363	2,010,99	2,413,19	3,217,58	4,021,98
AUDI	A4 2.0 TDI	120CV	0,5568	2,087,98	2,505,57	3,340,76	4,175,95
AUDI	A4 2.0 TDI 120CV	BERLINA	0,5765	2,162,05	2,594,46	3,459,28	4,324,10
AUDI	A4 2.0 TDI 120CV	EURO5	0,5684	2,131,46	2,557,76	3,410,34	4,262,93
AUDI	A4 2.0 TDI 136CV	ULTRA	0,5662	2,123,29	2,547,95	3,397,26	4,246,58
AUDI	A4 2.0 TDI 143CV	BERLINA	0,6034	2,262,90	2,715,48	3,620,64	4,525,80
AUDI	A4 2.0 TDI 143CV	EURO5	0,6102	2,288,06	2,745,68	3,660,90	4,576,13
AUDI	A4 2.0 TDI 143CV	MULTITRONIC	0,6057	2,271,53	2,725,83	3,634,44	4,543,05
AUDI	A4 2.0 TDI 143CV	QUATTRO	0,6125	2,296,73	2,756,07	3,674,76	4,593,45
AUDI	A4 2.0 TDI 150CV	CLEAN DIESEL	0,5905	2,214,25	2,657,10	3,542,80	4,428,50
AUDI	A4 2.0 TDI 150CV	CLEAN DIESEL QUATTRO	0,5983	2,243,76	2,692,52	3,590,02	4,487,53
AUDI	A4 2.0 TDI 150CV	QUATTRO	0,6032	2,262,01	2,714,42	3,619,22	4,524,03
AUDI	A4 2.0 TDI 163CV	BERLINA	0,6052	2,269,59	2,723,51	3,631,34	4,539,18
AUDI	A4 2.0 TDI 163CV	ULTRA	0,6023	2,258,50	2,710,20	3,613,60	4,517,00
AUDI	A4 2.0 TDI 170CV	BERLINA	0,6022	2,258,18	2,709,81	3,613,08	4,516,35
AUDI	A4 2.0 TDI 177CV	EURO5	0,6206	2,327,25	2,792,70	3,723,60	4,654,50
AUDI	A4 2.0 TDI 177CV	MULTITRONIC	0,6185	2,319,34	2,783,21	3,710,94	4,638,68
AUDI	A4 2.0 TDI 177CV	QUATTRO S-TRONIC	0,6414	2,405,41	2,886,50	3,848,66	4,810,83
AUDI	A4 2.0 TDI 177CV QUATTRO	EURO5	0,6314	2,367,76	2,841,32	3,788,42	4,735,53
AUDI	A4 2.0 TDI 190CV	CLEAN DIESEL	0,6157	2,308,93	2,770,71	3,694,28	4,617,85
AUDI	A4 2.0 TDI 190CV	CLEAN DIESEL QUATTRO	0,6387	2,395,03	2,874,03	3,832,04	4,790,05
AUDI	A4 2.0 TDI QUATTRO	150CV	0,5959	2,234,51	2,681,42	3,575,22	4,469,03
AUDI	A4 2.0 TDI S-TRONIC	122CV	0,5622	2,108,18	2,529,81	3,373,08	4,216,35
AUDI	A4 2.0 TDI S-TRONIC	150CV	0,5868	2,200,55	2,640,66	3,520,88	4,401,10
AUDI	A4 2.0 TDI S-TRONIC	190CV	0,6097	2,286,28	2,743,53	3,658,04	4,572,55
AUDI	A4 2.0 TDI S-TRONIC QUATTRO	190CV	0,6304	2,363,96	2,836,76	3,782,34	4,727,93
AUDI	A4 2.0 TDI 136CV	BERLINA	0,5887	2,207,74	2,649,29	3,532,38	4,415,48
AUDI	A4 2.7 TDI V6 190CV	BERLINA	0,6826	2,559,58	3,071,49	4,095,32	5,119,15



**FRINGE BENEFIT 2020 - IMPORTI DAL 1° LUGLIO
AUTOVEICOLI A GASOLIO FUORI PRODUZIONE**

MARCA	MODELLO	SERIE	COSTO KM 15.000 KM	FRINGE BENEFIT ANNUALE (25% CK)	FRINGE BENEFIT ANNUALE (30% CK)	FRINGE BENEFIT ANNUALE (40% CK)	FRINGE BENEFIT ANNUALE (50% CK)
AUDI	A4 2.7 TDI V6 190CV MTRONIK	BERLINA	0.6987	2.620,05	3.144,06	4.192,08	5.240,10
AUDI	A4 3.0 TDI QUATTRO TIPTRONIC	272CV	0.7151	2.681,49	3.217,79	4.290,38	5.362,98
AUDI	A4 3.0 TDI S-TRONIC	218CV	0.6692	2.509,54	3.011,45	4.015,26	5.019,08
AUDI	A4 3.0 TDI S-TRONIC QUATTRO	218CV	0.6860	2.572,33	3.086,79	4.115,72	5.144,65
AUDI	A4 3.0 V6 TDI 204CV	EURO5	0.6952	2.606,89	3.128,27	4.171,02	5.213,78
AUDI	A4 3.0 V6 TDI 239CV QUATTRO	BERLINA EURO5	0.7409	2.778,43	3.334,11	4.445,48	5.556,85
AUDI	A4 3.0 V6 TDI 245CV QUATTRO	EURO5	0.7577	2.841,35	3.409,62	4.546,16	5.682,70
AUDI	A4 ALLROAD 2.0 TDI	143CV	0.6433	2.412,44	2.894,93	3.859,90	4.824,88
AUDI	A4 ALLROAD 2.0 TDI	150CV	0.6439	2.414,58	2.897,49	3.863,32	4.829,15
AUDI	A4 ALLROAD 2.0 TDI	150CV CLEAN DIESEL	0.6274	2.352,85	2.823,42	3.764,56	4.705,70
AUDI	A4 ALLROAD 2.0 TDI	163CV	0.6517	2.443,90	2.932,68	3.910,24	4.887,80
AUDI	A4 ALLROAD 2.0 TDI	170CV	0.6862	2.573,15	3.087,78	4.117,04	5.146,30
AUDI	A4 ALLROAD 2.0 TDI	177CV	0.6619	2.482,26	2.978,72	3.971,62	4.964,53
AUDI	A4 ALLROAD 2.0 TDI	190CV	0.6587	2.470,21	2.964,26	3.952,34	4.940,43
AUDI	A4 ALLROAD 2.0 TDI 150CV	AWD	0.6299	2.362,16	2.834,60	3.779,46	4.724,33
AUDI	A4 ALLROAD 2.0 TDI S-TRONIC	163CV	0.6487	2.432,64	2.919,17	3.892,22	4.865,28
AUDI	A4 ALLROAD 2.0 TDI S-TRONIC	190CV	0.6591	2.471,69	2.966,03	3.954,70	4.943,38
AUDI	A4 ALLROAD 3.0 TDI S-TRONIC	240CV	0.7957	2.983,86	3.580,64	4.774,18	5.967,73
AUDI	A4 ALLROAD 3.0 TDI S-TRONIC	218CV	0.7137	2.676,28	3.211,53	4.282,04	5.352,55
AUDI	A4 ALLROAD 3.0 TDI TIPTRONIC	272CV	0.7375	2.765,64	3.316,77	4.425,02	5.531,28
AUDI	A4 ALLROAD 3.0 V6 TDI	245CV S-TRONIC	0.7590	2.846,34	3.415,61	4.554,14	5.692,68
AUDI	A4 AVANT 2.0 TDI	170CV SW	0.6378	2.391,71	2.870,06	3.826,74	4.783,43
AUDI	A4 AVANT 2.0 TDI 120CV	EURO5 SW	0.5710	2.141,21	2.569,46	3.425,94	4.282,43
AUDI	A4 AVANT 2.0 TDI 120CV	S.W.	0.5902	2.213,24	2.655,89	3.541,18	4.426,48
AUDI	A4 AVANT 2.0 TDI 136CV	ULTRA	0.5785	2.169,19	2.603,03	3.470,70	4.338,38
AUDI	A4 AVANT 2.0 TDI 143CV	EURO5 SW	0.6197	2.323,71	2.788,46	3.717,94	4.647,43
AUDI	A4 AVANT 2.0 TDI 143CV	MULTITR	0.6150	2.306,30	2.767,56	3.690,08	4.612,60
AUDI	A4 AVANT 2.0 TDI 143CV	QUATTRO	0.6282	2.355,79	2.826,95	3.789,26	4.711,58
AUDI	A4 AVANT 2.0 TDI 143CV	QUATTRO SW	0.6235	2.338,14	2.805,77	3.741,02	4.676,28
AUDI	A4 AVANT 2.0 TDI 143CV	S.W. EURO5	0.6037	2.263,83	2.716,59	3.622,12	4.527,65
AUDI	A4 AVANT 2.0 TDI 150CV	CLEAN DIESEL	0.6018	2.256,78	2.708,13	3.610,84	4.513,55
AUDI	A4 AVANT 2.0 TDI 150CV	CLEAN DIESEL QUATTRO	0.6088	2.283,06	2.739,68	3.652,90	4.566,13
AUDI	A4 AVANT 2.0 TDI 150CV	QUATTRO	0.6214	2.330,26	2.796,32	3.728,42	4.660,53
AUDI	A4 AVANT 2.0 TDI 163CV	ULTRA	0.6027	2.260,24	2.712,29	3.616,38	4.520,48
AUDI	A4 AVANT 2.0 TDI 177CV	EURO5 SW	0.6184	2.318,98	2.782,77	3.710,36	4.637,95
AUDI	A4 AVANT 2.0 TDI 177CV QUATTRO	EURO5 SW	0.6445	2.416,69	2.900,03	3.866,70	4.833,38
AUDI	A4 AVANT 2.0 TDI 190CV	CLEAN DIESEL	0.6271	2.351,48	2.821,77	3.762,36	4.702,95
AUDI	A4 AVANT 2.0 TDI 190CV	CLEAN DIESEL QUATTRO	0.6509	2.440,93	2.929,11	3.905,48	4.881,85
AUDI	A4 AVANT 2.0 TDI QUATTRO	150CV SW	0.6062	2.273,16	2.727,80	3.637,06	4.546,33
AUDI	A4 AVANT 2.0 TDI QUATTRO	170CV S.W.	0.6493	2.434,90	2.921,88	3.895,84	4.869,80
AUDI	A4 AVANT 2.0 TDI S-TRONIC	122CV SW	0.5725	2.146,90	2.676,28	3.435,04	4.293,80
AUDI	A4 AVANT 2.0 TDI S-TRONIC	150CV SW	0.5971	2.239,20	2.687,04	3.582,72	4.478,40
AUDI	A4 AVANT 2.0 TDI S-TRONIC	190CV SW	0.6200	2.324,96	2.789,96	3.719,94	4.649,93
AUDI	A4 AVANT 2.0 TDI S-TRONIC QUATTRO	190CV SW	0.6407	2.402,65	2.883,18	3.844,24	4.805,30
AUDI	A4 AVANT 2.0 TDIE	136CV	0.5930	2.223,89	2.668,67	3.558,22	4.447,78
AUDI	A4 AVANT 2.0 TDIE	163CV	0.6084	2.281,40	2.737,68	3.650,24	4.562,80
AUDI	A4 AVANT 2.7 TDI 190CV	S.W. MULTITRONIC	0.7078	2.654,36	3.185,24	4.246,98	5.308,73
AUDI	A4 AVANT 2.7 V6 TDI 190CV	SW	0.6887	2.582,69	3.099,23	4.132,30	5.165,38
AUDI	A4 AVANT 3.0 TDI S-TRONIC	218CV SW	0.6796	2.548,66	3.058,40	4.077,86	5.097,33
AUDI	A4 AVANT 3.0 TDI S-TRONIC QUATTRO	218CV SW	0.6955	2.608,19	3.129,83	4.173,10	5.216,38
AUDI	A4 AVANT 3.0 TDI TIPTRONIC QUATTRO	272CV SW	0.7273	2.727,25	3.272,70	4.363,60	5.454,50
AUDI	A4 AVANT 3.0 V6 TDI 204CV	EURO5 SW	0.7024	2.633,86	3.160,64	4.214,18	5.267,73
AUDI	A4 AVANT 3.0 V6 TDI 239CV	SW EURO5	0.7470	2.801,21	3.361,46	4.481,94	5.602,43
AUDI	A4 AVANT 3.0 V6 TDI 245CV QUATTRO	EURO5 SW	0.7691	2.883,93	3.460,74	4.614,32	5.767,90
AUDI	A4 CABRIO 2.7 V6 TDI	MULTITRONIC	0.7479	2.804,53	3.365,43	4.487,24	5.609,05
AUDI	A5 2.0 177CV TDI	CABRIO	0.6702	2.513,36	3.016,04	4.021,38	5.026,73
AUDI	A5 2.0 SPB TDI 143CV	MULTITRONIC	0.6430	2.411,10	2.893,32	3.857,76	4.822,20
AUDI	A5 2.0 TDI 150CV	CABRIO	0.6336	2.375,95	2.851,14	3.801,52	4.751,90
AUDI	A5 2.0 TDI 163CV ULTRA	COUPÉ	0.6062	2.273,26	2.727,92	3.637,22	4.546,53
AUDI	A5 2.0 TDI 177CV	COUPÉ	0.6345	2.379,33	2.855,19	3.806,92	4.758,65
AUDI	A5 2.0 TDI 177CV MULTITRONIC	CABRIO	0.6654	2.495,18	2.994,21	3.992,28	4.990,35



**FRINGE BENEFIT 2020 - IMPORTI DAL 1° LUGLIO
AUTOVEICOLI A GASOLIO FUORI PRODUZIONE**

MARCA	MODELLO	SERIE	COSTO KM 15.000 KM	FRINGE BENEFIT ANNUALE (25% CK)	FRINGE BENEFIT ANNUALE (30% CK)	FRINGE BENEFIT ANNUALE (40% CK)	FRINGE BENEFIT ANNUALE (50% CK)
AUDI	A5 2.0 TDI 177CV MULTITRONIC	COUPÉ	0.6406	2.402,24	2.882,69	3.843,58	4.804,48
AUDI	A5 2.0 TDI 177CV QUATTRO	CABRIO	0.6668	2.575,56	3.090,66	4.120,90	5.151,13
AUDI	A5 2.0 TDI 177CV QUATTRO S-TR	COUPÉ	0.6662	2.498,28	2.997,93	3.997,24	4.996,55
AUDI	A5 2.0 TDI 190CV CLEAN DIESEL	CABRIO	0.6747	2.530,00	3.036,00	4.048,00	5.060,00
AUDI	A5 2.0 TDI 190CV CLEAN DIESEL	COUPÉ	0.6301	2.362,78	2.835,33	3.780,44	4.725,55
AUDI	A5 2.0 TDI 190CV CLEAN DIESEL QUATTRO	CABRIO	0.6830	2.561,18	3.073,41	4.097,88	5.122,35
AUDI	A5 2.0 TDI 190CV CLEAN DIESEL QUATTRO	COUPÉ	0.6539	2.452,24	2.942,69	3.923,58	4.904,48
AUDI	A5 3.0 TDI QUATTRO S-TRONIC	218CV COUPÉ	0.7086	2.657,20	3.188,64	4.251,52	5.314,40
AUDI	A5 3.0 V6 204CV TDI MULTITRONIC	CABRIO	0.7512	2.816,84	3.380,21	4.506,94	5.633,68
AUDI	A5 3.0 V6 245CV TDI QUATTRO S-TRONIC	CABRIO	0.7907	2.965,09	3.558,11	4.744,14	5.930,18
AUDI	A5 3.0 V6 TDI 204CV MULTITRONIC	COUPÉ	0.7159	2.684,74	3.221,69	4.295,58	5.369,48
AUDI	A5 3.0 V6 TDI 245CV QUATTRO S-TRONIC	COUPÉ	0.7649	2.868,49	3.442,19	4.589,58	5.736,98
AUDI	A5 SPB 2.0 TDI 136CV	ULTRA	0.5800	2.175,16	2.610,20	3.480,26	4.350,33
AUDI	A5 SPB 2.0 TDI 143CV	MULTITRONIC	0.6462	2.423,41	2.908,10	3.877,46	4.846,83
AUDI	A5 SPB 2.0 TDI 150CV	CLEAN DIESEL	0.6101	2.287,98	2.745,57	3.660,76	4.575,95
AUDI	A5 SPB 2.0 TDI 163CV	ULTRA	0.5994	2.247,88	2.697,45	3.596,60	4.495,75
AUDI	A5 SPB 2.0 TDI 177CV	MULTITRONIC	0.6394	2.397,89	2.877,47	3.836,62	4.795,78
AUDI	A5 SPB 2.0 TDI 177CV	QUATTRO	0.6618	2.481,93	2.978,31	3.971,08	4.963,85
AUDI	A5 SPB 2.0 TDI 190CV	CLEAN DIESEL	0.6235	2.338,06	2.805,68	3.740,90	4.676,13
AUDI	A5 SPB 2.0 TDI 190CV	CLEAN DIESEL QUATTRO	0.6470	2.426,33	2.911,59	3.882,12	4.852,85
AUDI	A5 SPB 3.0 TDI QUATTRO S-TR	218CV	0.7066	2.649,69	3.179,63	4.239,50	5.299,38
AUDI	A5 SPB 3.0 TDI QUATTRO TIPTR	272CV	0.7573	2.839,69	3.407,63	4.543,50	5.679,38
AUDI	A5 SPB 3.0 V6 TDI 204CV	MULTITRONIC	0.7218	2.706,75	3.248,10	4.330,80	5.413,50
AUDI	A5 SPB 3.0 V6 TDI 245CV	QUATTRO S-TRONIC	0.7630	2.861,19	3.433,43	4.577,90	5.722,38
AUDI	A6 2.0 136 CV TDI	EURO 5	0.6296	2.360,94	2.833,13	3.777,50	4.721,88
AUDI	A6 2.0 170CV TDI	EURO 5	0.6660	2.497,43	2.996,91	3.995,88	4.994,85
AUDI	A6 2.0 TDI 136CV S.W.	EURO 5	0.6470	2.426,21	2.911,46	3.881,94	4.852,43
AUDI	A6 2.0 TDI 170CV S.W.	EURO 5	0.6725	2.521,95	3.026,34	4.035,12	5.043,90
AUDI	A6 2.0 TDI MULTITRONIC	177CV	0.6628	2.485,63	2.982,75	3.977,00	4.971,25
AUDI	A6 2.0 TDI QUATTRO S-TRONIC	190CV	0.6763	2.535,98	3.043,17	4.057,56	5.071,95
AUDI	A6 2.0 TDI ULTRA	190CV	0.6554	2.457,66	2.949,21	3.932,28	4.915,35
AUDI	A6 2.0 TDI ULTRA S TRONIC 150CV	MY2015	0.6319	2.369,73	2.843,67	3.791,56	4.739,45
AUDI	A6 2.7 190CV TDI	EURO 5	0.7305	2.739,34	3.287,21	4.382,94	5.478,68
AUDI	A6 2.7 TDI 190CV QUATTRO S.W.	EURO 5	0.7921	2.970,29	3.564,35	4.752,46	5.940,58
AUDI	A6 3.0 239CV TDI	EURO 5	0.7814	2.930,08	3.516,09	4.688,12	5.860,15
AUDI	A6 3.0 TDI 239CV QUATTRO S.W.	EURO 5	0.7943	2.978,45	3.574,14	4.765,52	5.956,90
AUDI	A6 3.0 TDI MULTITRONIC	204CV	0.7489	2.808,31	3.369,98	4.493,30	5.616,63
AUDI	A6 3.0 TDI QUATTRO S TRONIC 218CV	MY2015	0.7710	2.891,24	3.469,49	4.625,98	5.782,48
AUDI	A6 3.0 TDI QUATTRO S TRONIC 272CV	MY2015	0.7843	2.940,98	3.529,17	4.705,56	5.881,95
AUDI	A6 3.0 TDI QUATTRO S-TRONIC	204CV	0.7778	2.916,66	3.500,00	4.666,66	5.833,33
AUDI	A6 3.0 TDI QUATTRO S-TRONIC	245CV	0.8000	3.000,13	3.600,15	4.800,20	6.000,25
AUDI	A6 3.0 TDI QUATTRO TIPTRONIC	313CV	0.8495	3.185,54	3.822,65	5.096,86	6.371,08
AUDI	A6 3.0 TDI QUATTRO TIPTRONIC 320CV	MY2015	0.8449	3.168,53	3.802,23	5.069,64	6.337,05
AUDI	A6 3.0 TDI S TRONIC 218CV	MY2015	0.7480	2.804,93	3.365,91	4.487,88	5.609,85
AUDI	A6 3.0 TDI S TRONIC QUATTRO	204CV	0.7845	2.941,88	3.530,25	4.707,00	5.883,75
AUDI	A6 3.0 TDI V6 233CV	QUATTRO BERLINA	0.7881	2.955,39	3.546,47	4.728,62	5.910,78
AUDI	A6 ALLROAD 2.7 TDI 190 CV	EURO 5	0.8235	3.087,98	3.705,57	4.940,76	6.175,95
AUDI	A6 ALLROAD 3.0 TDI	218CV	0.7799	2.924,59	3.509,51	4.679,34	5.849,18
AUDI	A6 ALLROAD 3.0 TDI 190CV	S TRONIC	0.7484	2.806,35	3.367,62	4.490,16	5.612,70
AUDI	A6 ALLROAD 3.0 TDI 240CV	EURO 5	0.8199	3.074,69	3.689,63	4.919,50	6.149,38
AUDI	A6 ALLROAD 3.0 TDI QUATTRO S-TRONIC	272CV	0.7931	2.974,29	3.569,15	4.758,86	5.948,58
AUDI	A6 ALLROAD 3.0 TDI S-TRONIC	204CV	0.8159	3.059,58	3.671,49	4.895,32	6.119,15
AUDI	A6 ALLROAD 3.0 TDI S-TRONIC	245CV	0.8310	3.116,34	3.739,61	4.986,14	6.232,68
AUDI	A6 ALLROAD 3.0 TDI TIPTRONIC	313CV	0.8826	3.309,79	3.971,75	5.295,66	6.619,58
AUDI	A6 AVANT 2.0 TDI	150CV	0.6436	2.413,43	2.896,11	3.861,48	4.826,85
AUDI	A6 AVANT 2.0 TDI MULTITR.	177CV	0.6715	2.518,19	3.021,83	4.029,10	5.036,38
AUDI	A6 AVANT 2.0 TDI MULTITRONIC	136CV	0.6500	2.437,66	2.925,20	3.900,26	4.875,33
AUDI	A6 AVANT 2.0 TDI QUATTRO S-TRONIC	190CV SW	0.6926	2.597,30	3.116,76	4.155,68	5.194,60
AUDI	A6 AVANT 2.0 TDI S TRONIC 190CV	MY2015	0.6708	2.515,41	3.018,50	4.024,66	5.030,83
AUDI	A6 AVANT 2.0 TDI ULTRA	190CV SW	0.6582	2.468,30	2.961,96	3.949,28	4.936,60
AUDI	A6 AVANT 2.0/16V TDI	170CV SW	0.6691	2.509,06	3.010,88	4.014,50	5.018,13




**FRINGE BENEFIT 2020 - IMPORTI DAL 1° LUGLIO
AUTOVEICOLI A GASOLIO FUORI PRODUZIONE**

MARCA	MODELLO	SERIE	COSTO KM 15.000 KM	FRINGE BENEFIT ANNUALE (25% CK)	FRINGE BENEFIT ANNUALE (30% CK)	FRINGE BENEFIT ANNUALE (40% CK)	FRINGE BENEFIT ANNUALE (50% CK)
AUDI	A6 AVANT 3.0 TDI MULTITR.	204CV	0.7662	2.873,19	3.447,83	4.597,10	5.746,38
AUDI	A6 AVANT 3.0 TDI QUATTRO S TRONIC 218CV	MY2015	0.7865	2.949,28	3.539,13	4.718,84	5.898,55
AUDI	A6 AVANT 3.0 TDI QUATTRO S TRONIC 272CV	MY2015	0.7997	2.999,04	3.598,85	4.798,46	5.998,08
AUDI	A6 AVANT 3.0 TDI QUATTRO S-TR	245CV	0.8101	3.037,88	3.645,45	4.860,60	6.075,75
AUDI	A6 AVANT 3.0 TDI QUATTRO S-TR.	204CV	0.7951	2.981,54	3.577,85	4.770,46	5.963,08
AUDI	A6 AVANT 3.0 TDI QUATTRO TIPTR.	313CV	0.8650	3.243,81	3.892,58	5.190,10	6.487,63
AUDI	A6 AVANT 3.0 TDI QUATTRO TIPTRONIC 320CV	MY2015	0.8613	3.229,89	3.875,87	5.167,82	6.459,78
AUDI	A6 AVANT 3.0 TDI S TRONIC 218CV	MY2014	0.7617	2.856,35	3.427,62	4.570,16	5.712,70
AUDI	A6 AVANT 3.0 TDI V6 233CV	QUATTRO S.W.	0.8036	3.013,44	3.616,13	4.821,50	6.026,88
AUDI	A7 SPB 3.0 TDI QUATTRO S-TRONIC	190CV	0.7783	2.918,68	3.502,41	4.669,88	5.837,35
AUDI	A7 SPB 3.0 TDI QUATTRO S-TRONIC	218CV	0.8003	3.001,10	3.601,32	4.801,76	6.002,20
AUDI	A7 SPB 3.0 TDI QUATTRO S-TRONIC	272CV	0.8245	3.091,91	3.710,30	4.947,06	6.183,83
AUDI	A7 SPB 3.0 TDI QUATTRO TIPTRONIC	320CV	0.8740	3.277,66	3.933,20	5.244,26	6.555,33
AUDI	A7 SPB 3.0 TDI S-TRONIC	190CV	0.7491	2.809,23	3.371,07	4.494,76	5.618,45
AUDI	A7 SPB 3.0 TDI S-TRONIC	218CV	0.7755	2.908,18	3.489,81	4.653,08	5.816,35
AUDI	A7 SPB 3.0 V6 TDI	245CV	0.8701	3.262,86	3.915,44	5.220,58	6.525,73
AUDI	A7 SPB 3.0 V6 TDI MULTITRONIC	204CV	0.8152	3.057,04	3.668,45	4.891,26	6.114,08
AUDI	A7 SPB 3.0 V6 TDI QUATTRO S-TRON	204CV	0.8423	3.158,56	3.790,28	5.053,70	6.317,13
AUDI	A7 SPB 3.0 V6 TDI TIPTRONIC	313CV	0.9168	3.437,84	4.125,41	5.500,54	6.875,68
AUDI	A8 3.0 TDI 258CV	QUATTRO TIPTRONIC	0.9487	3.557,74	4.269,29	5.692,38	7.115,48
AUDI	A8 3.0 TDI TIPTRONIC	204CV	0.9388	3.520,35	4.224,42	5.632,56	7.040,70
AUDI	A8 3.0 V6 TDI QUATTRO TIPTR	250CV	0.9731	3.649,21	4.379,06	5.838,74	7.298,43
AUDI	A8 4.2 TDI 385CV	QUATTRO TIPTRONIC	1.1134	4.175,39	5.010,47	6.680,62	8.350,78
AUDI	A8 4.2 V8 TDI QUATTRO TIPT	350CV EURO5	1.0955	4.108,19	4.929,83	6.573,10	8.216,38
AUDI	A8 50 TDI 3.0 QUATTRO TIPTR	288CV	0.9593	3.597,50	4.317,00	5.756,00	7.195,00
AUDI	Q2 1.6 TDI	116CV	0.4856	1.820,95	2.185,14	2.913,52	3.641,90
AUDI	Q2 2.0 TDI QUATTRO	190CV	0.5857	2.196,29	2.635,55	3.514,06	4.392,58
AUDI	Q2 35 2.0 TDI	150CV	0.5393	2.022,24	2.426,69	3.235,58	4.044,48
AUDI	Q3 2.0 TDI	120CV	0.5501	2.063,04	2.475,65	3.300,86	4.126,08
AUDI	Q3 2.0 TDI	140CV	0.5764	2.161,59	2.593,91	3.458,54	4.323,18
AUDI	Q3 2.0 TDI	150CV	0.5729	2.148,46	2.578,16	3.437,54	4.296,93
AUDI	Q3 2.0 TDI	177CV QUATTRO S-TRONIC	0.6425	2.409,21	2.891,06	3.854,74	4.818,43
AUDI	Q3 2.0 TDI 150CV	QUATTRO S TRONIC	0.6042	2.265,71	2.716,86	3.625,14	4.531,43
AUDI	Q3 2.0 TDI 184CV	QUATTRO S TRONIC	0.6380	2.392,38	2.870,85	3.827,80	4.784,75
AUDI	Q5 2.0 TDI	143CV	0.6316	2.368,64	2.842,37	3.789,82	4.737,28
AUDI	Q5 2.0 TDI	150CV	0.6160	2.309,93	2.771,91	3.695,88	4.619,85
AUDI	Q5 2.0 TDI 150CV	ULTRA	0.5953	2.232,51	2.679,02	3.572,02	4.465,03
AUDI	Q5 2.0 TDI 163CV	CLEAN DIESEL QUATTRO	0.6591	2.471,56	2.965,88	3.954,50	4.943,13
AUDI	Q5 2.0 TDI 163CV	QUATTRO S TRONIC	0.6429	2.411,00	2.893,20	3.857,60	4.822,00
AUDI	Q5 2.0 TDI 170CV	QUATTRO S-TRONIC	0.7190	2.696,19	3.235,43	4.313,90	5.392,38
AUDI	Q5 2.0 TDI 177CV	QUATTRO	0.6639	2.489,76	2.987,72	3.983,62	4.979,53
AUDI	Q5 2.0 TDI 190CV	CLEAN DIESEL QUATTRO	0.6578	2.466,69	2.960,03	3.946,70	4.933,38
AUDI	Q5 2.0 TDI 190CV	S TRONIC	0.6234	2.337,64	2.805,17	3.740,22	4.675,28
AUDI	Q5 2.0 TDI QUATTRO	143CV EURO5	0.6672	2.501,90	3.002,28	4.003,04	5.003,80
AUDI	Q5 2.0 TDI QUATTRO	170CV	0.6812	2.554,51	3.065,42	4.087,22	5.109,03
AUDI	Q5 2.0 TDI QUATTRO S-TR	163CV	0.6564	2.461,64	2.953,97	3.938,62	4.923,28
AUDI	Q5 2.0 TDI QUATTRO S-TR	190CV	0.6659	2.496,95	2.996,34	3.995,12	4.993,90
AUDI	Q5 3.0 TDI 340CV	BITURBO QUATTRO TIP	0.8759	3.284,61	3.941,54	5.255,38	6.569,23
AUDI	Q5 3.0 TDI QUATTRO TIPTR	288CV	0.7758	2.909,35	3.491,22	4.654,96	5.818,70
AUDI	Q5 3.0 V6 TDI 245CV	QUATTRO	0.7979	2.992,04	3.590,45	4.787,26	5.984,08
AUDI	Q5 3.0 V6 TDI 258CV	QUATTRO S-TR EURO6	0.7703	2.888,51	3.466,22	4.621,62	5.777,03
AUDI	Q7 3.0 TDI QUATTRO TIPTRONIC	218CV	0.7716	2.893,49	3.472,19	4.629,58	5.786,98
AUDI	Q7 3.0 TDI QUATTRO TIPTRONIC	272CV	0.8130	3.048,70	3.658,44	4.877,92	6.097,40
AUDI	Q7 3.0 V6 TDI 204CV	EURO5	0.8324	3.121,34	3.745,61	4.994,14	6.242,66
AUDI	Q7 3.0 V6 TDI 245CV	EURO5	0.8551	3.206,45	3.847,74	5.130,32	6.412,90
AUDI	Q7 4.2 V8 TDI 340CV	EURO5	1.0304	3.863,83	4.636,59	6.182,12	7.727,65
AUDI	Q7 6.0 V12 TDI 500CV	EURO5	1.4794	5.547,65	6.657,18	8.876,24	11.095,30
AUDI	SQ5 3.0 V6 TDI BIT	QUATTRO 313CV	0.8576	3.216,03	3.859,23	5.145,64	6.432,05
AUDI	TT 2.0 TDI 170CV QUATTRO	COUPÉ EURO 5	0.6430	2.411,15	2.893,38	3.857,84	4.822,30
AUDI	TT 2.0 TDI 170CV QUATTRO	ROADSTER EURO 5	0.6671	2.501,63	3.001,95	4.002,60	5.003,25
AUDI	TT 2.0 TDI 184CV	COUPÉ MY2014	0.6197	2.323,75	2.788,50	3.718,00	4.647,50




**FRINGE BENEFIT 2020 - IMPORTI DAL 1° LUGLIO
AUTOVEICOLI A GASOLIO FUORI PRODUZIONE**

MARCA	MODELLO	SERIE	COSTO KM 15.000 KM	FRINGE BENEFIT ANNUALE (25% CK)	FRINGE BENEFIT ANNUALE (30% CK)	FRINGE BENEFIT ANNUALE (40% CK)	FRINGE BENEFIT ANNUALE (50% CK)
AUDI	TT 2.0 TDI 184CV	ROADSTER MY2014	0.6376	2.391,10	2.869,32	3.825,76	4.782,20
BMW	114D 1.5	95CV	0.4374	1.640,19	1.968,23	2.624,30	3.280,38
BMW	114D 1.6	95CV	0.4688	1.757,85	2.109,42	2.812,56	3.515,70
BMW	116D 1.5	116CV	0.4373	1.639,95	1.967,94	2.623,92	3.279,90
BMW	116D 1.6	116CV	0.4649	1.743,30	2.091,96	2.789,28	3.486,60
BMW	116D 2.0 116CV	EURO5	0.5467	2.049,98	2.459,97	3.279,96	4.099,95
BMW	118D 2.0	150CV	0.5215	1.955,53	2.346,63	3.128,84	3.911,05
BMW	118D 2.0 143CV	CABRIO EURO5	0.5856	2.195,99	2.635,19	3.513,58	4.391,98
BMW	118D 2.0 143CV	COUPÉ EURO5	0.5626	2.109,59	2.531,51	3.375,34	4.219,18
BMW	118D 2.0 143CV EURO5	5 PORTE	0.5632	2.112,11	2.534,54	3.379,38	4.224,23
BMW	118D 2.0 143CV EURO5	MY2013	0.5390	2.021,39	2.425,67	3.234,22	4.042,78
BMW	118D XDRIVE 2.0	143CV	0.5413	2.029,85	2.435,82	3.247,76	4.059,70
BMW	120D 2.0	184CV (MOD.2013) 3P	0.5665	2.124,46	2.549,36	3.399,14	4.248,93
BMW	120D 2.0	190CV	0.5352	2.006,99	2.408,39	3.211,18	4.013,98
BMW	120D 2.0 177CV	CABRIO EURO5	0.6065	2.274,33	2.729,19	3.638,92	4.548,65
BMW	120D 2.0 177CV	COUPÉ EURO5	0.5867	2.199,98	2.639,97	3.519,96	4.399,95
BMW	120D 2.0 184CV	EURO5 (MOD.2011) 5P	0.5877	2.203,83	2.644,59	3.526,12	4.407,65
BMW	120D 2.0 XDRIVE	184CV	0.5775	2.165,68	2.598,81	3.465,08	4.331,35
BMW	120D XDRIVE 2.0	190CV	0.5601	2.100,36	2.520,44	3.360,58	4.200,73
BMW	123D 2.0 204CV	CABRIO EURO5	0.6361	2.385,46	2.862,56	3.816,74	4.770,93
BMW	123D 2.0 204CV	COUPÉ EURO5	0.6152	2.306,95	2.768,34	3.691,12	4.613,90
BMW	125D 2.0	218CV	0.6019	2.257,15	2.708,58	3.611,44	4.514,30
BMW	125D 2.0 MSPORT	224CV	0.5945	2.229,34	2.675,21	3.566,94	4.458,68
BMW	214D 1.5	95CV GRAN TOURER	0.4818	1.806,83	2.168,19	2.890,92	3.613,65
BMW	214D 1.5 95CV	ACTIVE TOURER	0.4812	1.804,60	2.165,52	2.887,36	3.609,20
BMW	216D 1.5 116CV SPORT	GRAN TOURER	0.5103	1.913,44	2.296,13	3.061,50	3.826,88
BMW	218D 2.0 143CV	COUPÉ	0.5515	2.068,01	2.481,62	3.308,82	4.136,03
BMW	218D 2.0 150CV SPORT	GRAN TOURER	0.5575	2.090,59	2.508,71	3.344,94	4.181,18
BMW	220D 2.0 184CV	COUPÉ EURO6	0.5897	2.211,55	2.653,86	3.538,48	4.423,10
BMW	220D XDRIVE 2.0 190CV SPORT	GRAN TOURER	0.6144	2.303,89	2.764,67	3.686,22	4.607,78
BMW	225D 2.0 218CV	COUPÉ	0.6269	2.350,84	2.821,01	3.761,34	4.701,88
BMW	316D 2.0	116CV	0.5238	1.964,41	2.357,30	3.143,06	3.928,83
BMW	316D 2.0 116CV	BERLINA EURO5	0.5391	2.021,56	2.425,88	3.234,50	4.043,13
BMW	316D 2.0 TOURING	116CV	0.5578	2.091,73	2.510,07	3.346,76	4.183,45
BMW	316D TOURING 2.0	116CV	0.5380	2.017,34	2.420,81	3.227,74	4.034,88
BMW	318D 2.0	150CV	0.5551	2.081,53	2.497,83	3.330,44	4.163,05
BMW	318D 2.0 143CV	BERLINA EURO5	0.5704	2.139,05	2.566,86	3.422,48	4.278,10
BMW	318D 2.0 TOURING	143CV	0.5856	2.196,01	2.635,22	3.513,62	4.392,03
BMW	318D 2.0 TOURING XDRIVE	143CV	0.6068	2.275,55	2.730,66	3.640,88	4.551,10
BMW	318D GRAN TURISMO 2.0	143CV	0.6097	2.286,43	2.743,71	3.658,28	4.572,85
BMW	318D TOURING 2.0	150CV	0.5702	2.138,10	2.565,72	3.420,96	4.276,20
BMW	318D TOURING 2.0 143CV	SW EURO5	0.5957	2.233,90	2.680,68	3.574,24	4.467,80
BMW	318D XDRIVE 2.0	150CV	0.5769	2.163,24	2.595,89	3.461,18	4.326,48
BMW	318D XDRIVE 2.0 143CV	BERLINA	0.5931	2.224,29	2.669,15	3.558,86	4.448,58
BMW	318D XDRIVE TOURING 2.0	150CV	0.5911	2.216,69	2.660,03	3.546,70	4.433,38
BMW	320D 2.0	163CV	0.5683	2.131,26	2.557,52	3.410,02	4.262,53
BMW	320D 2.0	190CV	0.5797	2.173,75	2.608,50	3.478,00	4.347,50
BMW	320D 2.0 177CV	BERLINA EURO5	0.6075	2.278,23	2.733,87	3.645,16	4.556,45
BMW	320D 2.0 177CV	CABRIO EURO5	0.6844	2.566,40	3.079,68	4.106,24	5.132,80
BMW	320D 2.0 177CV	COUPÉ EURO5	0.6252	2.344,56	2.813,48	3.751,30	4.689,13
BMW	320D 2.0 184CV	BERLINA	0.5905	2.214,43	2.657,31	3.543,08	4.428,85
BMW	320D 2.0 184CV	CABRIO	0.6856	2.571,13	3.085,35	4.113,80	5.142,25
BMW	320D 2.0 184CV	COUPÉ	0.6302	2.363,09	2.835,71	3.780,94	4.726,18
BMW	320D 2.0 EFFIC DYNAMICS 163CV	BERLINA	0.5868	2.200,45	2.640,54	3.520,72	4.400,90
BMW	320D 2.0 TOURING EFFIC DYNAMICS	163CV	0.5978	2.241,74	2.690,09	3.586,78	4.483,48
BMW	320D 2.0 TOURING XDRIVE	184CV	0.6317	2.368,81	2.842,58	3.790,10	4.737,63
BMW	320D 2.0 XDRIVE 184CV	COUPÉ	0.6599	2.474,64	2.969,57	3.959,42	4.949,28
BMW	320D GRAN TURISMO 2.0	184CV E6	0.6372	2.389,59	2.867,51	3.823,34	4.779,18
BMW	320D TOURING 2.0	163CV	0.5826	2.184,71	2.621,66	3.495,54	4.369,43
BMW	320D TOURING 2.0	184CV SW	0.6114	2.292,61	2.751,14	3.668,18	4.585,23
BMW	320D TOURING 2.0 184CV	SW	0.6225	2.334,28	2.801,13	3.734,84	4.668,55



**FRINGE BENEFIT 2020 - IMPORTI DAL 1° LUGLIO
AUTOVEICOLI A GASOLIO FUORI PRODUZIONE**

MARCA	MODELLO	SERIE	COSTO KM 15.000 KM	FRINGE BENEFIT ANNUALE (25% CK)	FRINGE BENEFIT ANNUALE (30% CK)	FRINGE BENEFIT ANNUALE (40% CK)	FRINGE BENEFIT ANNUALE (50% CK)
BMW	320D TOURING XDRIVE 2.0 184CV	SW	0.6473	2.427,23	2.912,67	3.883,56	4.854,45
BMW	320D XDRIVE 2.0	190CV	0.5988	2.245,50	2.694,60	3.592,80	4.491,00
BMW	320D XDRIVE 2.0 177CV	BERLINA	0.6337	2.376,33	2.851,59	3.802,12	4.752,65
BMW	320D XDRIVE 2.0 184CV	BERLINA	0.6189	2.320,89	2.785,07	3.713,42	4.641,78
BMW	325D 2.0	218CV	0.6140	2.302,66	2.763,20	3.684,26	4.605,33
BMW	325D 2.0 218CV	BERLINA	0.6298	2.361,63	2.833,95	3.778,60	4.723,25
BMW	325D 2.0 218CV	GRAN TURISMO	0.6596	2.473,54	2.968,25	3.957,66	4.947,08
BMW	325D 2.0 GRAN TURISMO	218CV	0.6661	2.498,01	2.997,62	3.996,82	4.996,03
BMW	325D 2.0 TOURING	218CV	0.6441	2.415,46	2.898,56	3.864,74	4.830,93
BMW	325D 3.0 204 CV	COUPÉ	0.7309	2.741,04	3.289,25	4.385,66	5.482,08
BMW	325D 3.0 204CV	CABRIO	0.7844	2.941,45	3.529,74	4.706,32	5.882,90
BMW	325D 3.0 V6 197CV	BERLINA	0.6784	2.543,90	3.052,68	4.070,24	5.087,80
BMW	325D 3.0 V6 197CV	CABRIO	0.7514	2.817,81	3.381,38	4.508,50	5.635,63
BMW	325D 3.0 V6 197CV	COUPÉ	0.6997	2.623,70	3.146,44	4.197,92	5.247,40
BMW	325D TOURING 2.0	218CV	0.6257	2.346,49	2.815,79	3.754,38	4.692,98
BMW	325D TOURING 3.0 L6 204CV	SW	0.7202	2.700,74	3.240,89	4.321,18	5.401,48
BMW	325DA 2.0 224CV	GRAN TURISMO	0.6683	2.506,16	3.007,40	4.009,86	5.012,33
BMW	330D 3.0 V6 245CV	BERLINA EURO5	0.7172	2.689,36	3.227,24	4.302,98	5.378,73
BMW	330D 3.0 V6 245CV	CABRIO EURO5	0.7833	2.937,55	3.525,06	4.700,08	5.875,10
BMW	330D 3.0 V6 245CV	COUPÉ EURO5	0.7348	2.755,63	3.306,75	4.409,00	5.511,25
BMW	330D 3.0 XDRIVE 245CV	COUPÉ	0.7969	2.988,26	3.585,92	4.781,22	5.976,53
BMW	330D TOURING 3.0 258CV	SW	0.7496	2.810,94	3.373,13	4.497,50	5.621,88
BMW	330D TOURING 3.0 V6 245CV	SW EURO5	0.7363	2.760,96	3.313,16	4.417,54	5.521,93
BMW	330D XDRIVE 3.0 V6 245CV	BERLINA EURO5	0.7478	2.804,08	3.364,89	4.486,52	5.608,15
BMW	330D XDRIVE 3.0 V6 245CV	COUPÉ EURO5	0.7719	2.894,71	3.473,66	4.631,54	5.789,43
BMW	330D XDRIVE TOURING 3.0 V6 245CV	SW EURO5	0.7655	2.870,45	3.444,54	4.592,72	5.740,90
BMW	330DA 3.0	258CV	0.6849	2.568,49	3.082,19	4.109,58	5.136,98
BMW	330DA 3.0 258CV	BERLINA	0.7288	2.733,06	3.279,68	4.372,90	5.466,13
BMW	330DA 3.0 258CV	GRAN TURISMO	0.7116	2.668,51	3.202,22	4.269,62	5.337,03
BMW	330DA 3.0 GRAN TURISMO	258CV	0.7608	2.852,85	3.423,42	4.564,56	5.705,70
BMW	330DA 3.0 TOURING XDRIVE	258CV	0.7592	2.847,11	3.416,54	4.555,38	5.694,23
BMW	330DA 3.0 XDRIVE GRAN TURISMO	258CV	0.7793	2.922,45	3.506,94	4.675,92	5.844,90
BMW	330DA TOURING 3.0	258CV	0.6976	2.615,93	3.139,11	4.185,48	5.231,85
BMW	330DA XDRIVE 3.0	258CV	0.7081	2.655,24	3.186,29	4.248,38	5.310,48
BMW	330DA XDRIVE 3.0 258CV	BERLINA	0.7491	2.809,26	3.371,12	4.494,82	5.618,53
BMW	330DA XDRIVE 3.0 258CV	GRAN TURISMO	0.7387	2.770,20	3.324,24	4.432,32	5.540,40
BMW	330DA XDRIVE TOURING 3.0	258CV	0.7159	2.684,61	3.221,54	4.295,38	5.369,23
BMW	335D 3.0 V6 286CV	BERLINA	0.7684	2.881,44	3.457,73	4.610,30	5.762,88
BMW	335D 3.0 V6 286CV	COUPÉ	0.7909	2.965,74	3.558,89	4.745,18	5.931,48
BMW	335D TOURING 3.0 V6 286CV	S.W.	0.7863	2.948,55	3.538,26	4.717,68	5.897,10
BMW	335DA 3.0 XDRIVE GRAN TURISMO	313CV	0.8134	3.050,11	3.660,14	4.880,18	6.100,23
BMW	335DA XDRIVE 3.0	313CV	0.7368	2.763,08	3.315,69	4.420,92	5.526,15
BMW	335DA XDRIVE 3.0 313CV	BERLINA	0.7833	2.937,46	3.524,96	4.699,94	5.874,93
BMW	335DA XDRIVE TOURING 3.0	313CV	0.7514	2.817,60	3.381,12	4.508,16	5.635,20
BMW	418D 2.0 143CV	GRAN COUPÉ	0.6065	2.274,38	2.729,25	3.639,00	4.548,75
BMW	418D 2.0 150CV	COUPÉ	0.6108	2.290,49	2.748,59	3.664,78	4.580,98
BMW	420D 2.0 184CV	CABRIO	0.6856	2.570,94	3.085,13	4.113,50	5.141,88
BMW	420D 2.0 184CV	COUPÉ	0.6368	2.387,81	2.865,38	3.820,50	4.775,63
BMW	420D 2.0 184CV	GRAN COUPÉ	0.6368	2.387,81	2.865,38	3.820,50	4.775,63
BMW	420D XDRIVE 2.0 184CV	COUPÉ	0.6518	2.444,21	2.933,06	3.910,74	4.888,43
BMW	420D XDRIVE 2.0 184CV	GRAN COUPÉ	0.6544	2.454,11	2.944,94	3.926,58	4.908,23
BMW	425D 2.0 218CV	COUPÉ	0.6623	2.483,59	2.980,31	3.973,74	4.967,18
BMW	425D 2.0 224CV	GRAN COUPÉ	0.6597	2.473,94	2.966,73	3.958,30	4.947,88
BMW	518D 2.0 143CV	BERLINA	0.6453	2.419,89	2.903,87	3.871,82	4.839,78
BMW	518D 2.0 150CV	BERLINA	0.6132	2.299,44	2.759,33	3.679,10	4.598,88
BMW	520D 2.0	190CV BERLINA	0.6661	2.498,01	2.997,62	3.996,82	4.996,03
BMW	520D 2.0 184CV	BERLINA	0.6673	2.502,40	3.002,88	4.003,84	5.004,80
BMW	520D 2.0 190CV	BERLINA	0.6334	2.375,23	2.850,27	3.800,36	4.750,45
BMW	520D 2.0 XDRIVE	190CV BERLINA	0.6985	2.619,38	3.143,25	4.191,00	5.238,75
BMW	520D 2.0 XDRIVE 184CV	BERLINA	0.7055	2.645,55	3.174,66	4.232,88	5.291,10
BMW	520D GRAN TURISMO 2.0	184CV	0.7377	2.766,21	3.319,46	4.425,94	5.532,43



**FRINGE BENEFIT 2020 - IMPORTI DAL 1° LUGLIO
AUTOVEICOLI A GASOLIO FUORI PRODUZIONE**

MARCA	MODELLO	SERIE	COSTO KM 15.000 KM	FRINGE BENEFIT ANNUALE (25% CK)	FRINGE BENEFIT ANNUALE (30% CK)	FRINGE BENEFIT ANNUALE (40% CK)	FRINGE BENEFIT ANNUALE (50% CK)
BMW	520D TOURING 2.0 184CV	SW	0.6749	2.530,99	3.037,19	4.049,58	5.061,98
BMW	520D TOURING 2.0 190CV	SW	0.6688	2.507,99	3.009,59	4.012,78	5.015,98
BMW	520D TOURING XDRIVE 2.0	190CV SW	0.7264	2.723,90	3.268,68	4.358,24	5.447,80
BMW	525D 2.0	230CV BERLINA	0.7216	2.706,13	3.247,35	4.329,80	5.412,25
BMW	525D 2.0 218CV	BERLINA	0.6676	2.503,36	3.004,04	4.005,38	5.006,73
BMW	525D TOURING 2.0	218CV SW	0.7072	2.652,09	3.182,51	4.243,34	5.304,18
BMW	525D TOURING 2.0	230CV SW	0.7406	2.777,09	3.332,51	4.443,34	5.554,18
BMW	525D TOURING 2.0 218CV	SW	0.6752	2.531,86	3.038,24	4.050,98	5.063,73
BMW	525D TOURING XDRIVE 2.0	218CV SW	0.7381	2.767,88	3.321,45	4.426,60	5.535,75
BMW	525D TOURING XDRIVE 2.0 218CV	SW	0.7016	2.631,01	3.157,22	4.209,62	5.262,03
BMW	525D XDRIVE 2.0 218CV	BERLINA	0.6931	2.599,24	3.119,09	4.158,78	5.198,48
BMW	530D 3.0 258CV	BERLINA	0.7646	2.867,06	3.440,48	4.587,30	5.734,13
BMW	530D GRAN TURISMO 3.0	258CV	0.8536	3.201,09	3.841,31	5.121,74	6.402,18
BMW	530D GRAN TURISMO XDRIVE 3.0	258CV	0.8756	3.283,66	3.940,40	5.253,86	6.567,33
BMW	530D TOURING 3.0	258CV SW	0.7643	2.865,99	3.439,19	4.585,58	5.731,98
BMW	530D TOURING 3.0 258CV	SW	0.7655	2.870,63	3.444,75	4.593,00	5.741,25
BMW	530D TOURING XDRIVE 3.0 258CV	SW	0.7940	2.977,64	3.573,17	4.764,22	5.955,28
BMW	530D XDRIVE 3.0 258CV	BERLINA	0.7727	2.897,76	3.477,32	4.636,42	5.795,53
BMW	530DA 3.0 249CV	BERLINA	0.7224	2.709,01	3.250,82	4.334,42	5.418,03
BMW	530DA XDRIVE 3.0 249CV	BERLINA	0.7420	2.782,65	3.339,18	4.452,24	5.565,30
BMW	535D 3.0 313CV	BERLINA	0.8010	3.003,70	3.604,44	4.805,92	6.007,40
BMW	535D GRAN TURISMO 3.0	313CV	0.8934	3.350,35	4.020,42	5.360,56	6.700,70
BMW	535D GRAN TURISMO XDRIVE 3.0	313CV	0.9187	3.445,16	4.134,20	5.512,26	6.890,33
BMW	535D TOURING 3.0 313CV	SW	0.8255	3.095,56	3.714,68	4.952,90	6.191,13
BMW	535D TOURING XDRIVE 3.0	313CV SW	0.8137	3.051,24	3.661,49	4.881,98	6.102,48
BMW	535D TOURING XDRIVE 3.0 313CV	SW	0.8224	3.084,18	3.701,01	4.934,68	6.168,35
BMW	535D XDRIVE 3.0 313CV	BERLINA	0.8189	3.070,74	3.684,89	4.913,18	6.141,48
BMW	635D 3.0 V6 286CV	CABRIO	1.0547	3.955,21	4.746,26	6.326,34	7.910,43
BMW	635D 3.0 V6 286CV	COUPÉ	0.9964	3.736,46	4.483,76	5.978,34	7.472,93
BMW	640D 3.0 313CV	CABRIO	1.0227	3.835,14	4.602,17	6.136,22	7.670,28
BMW	640D 3.0 313CV	COUPÉ	0.9689	3.633,49	4.360,19	5.813,58	7.266,98
BMW	640D GC	3.0 313CV	0.9537	3.576,21	4.291,46	5.721,94	7.152,43
BMW	640D GC 3.0	313CV	0.9625	3.609,21	4.331,06	5.774,74	7.218,43
BMW	725D 2.0	230CV	0.8977	3.366,20	4.039,44	5.385,92	6.732,40
BMW	730D 3.0	258CV	0.9708	3.640,44	4.368,53	5.824,70	7.280,88
BMW	730D 3.0 V6 245CV	EURO5	0.9864	3.698,88	4.438,65	5.918,20	7.397,75
BMW	730D XDRIVE 3.0	258CV	0.9963	3.736,23	4.483,47	5.977,96	7.472,45
BMW	740D 3.0	313CV	1.0171	3.814,06	4.576,88	6.102,50	7.628,13
BMW	740D 3.0 V6 306CV	EURO5	1.0370	3.888,86	4.666,64	6.222,18	7.777,73
BMW	740D XDRIVE 3.0	313CV	1.0426	3.909,88	4.691,85	6.255,80	7.819,75
BMW	740D XDRIVE 3.0 L6 306CV	EURO5	1.0640	3.990,05	4.788,06	6.384,08	7.980,10
BMW	750D XDRIVE 3.0	381CV	1.1406	4.277,10	5.132,52	6.843,36	8.554,20
BMW	M 550D XDRIVE	381CV	0.9996	3.748,61	4.498,34	5.997,78	7.497,23
BMW	X1 SDRIVE 16D 2.0	116CV	0.5538	2.076,65	2.491,98	3.322,64	4.153,30
BMW	X1 SDRIVE 18D	143CV	0.5758	2.159,20	2.591,04	3.454,72	4.318,40
BMW	X1 SDRIVE 18D 2.0	143CV	0.5674	2.127,88	2.553,45	3.404,60	4.255,75
BMW	X1 SDRIVE 20D	177CV	0.6068	2.275,40	2.730,48	3.640,64	4.550,80
BMW	X1 SDRIVE 20D 2.0	163CV	0.5904	2.213,94	2.656,73	3.542,30	4.427,88
BMW	X1 SDRIVE 20D 2.0	184CV	0.6013	2.255,04	2.706,05	3.608,06	4.510,08
BMW	X1 XDRIVE 18D	143CV	0.5966	2.237,21	2.684,66	3.579,54	4.474,43
BMW	X1 XDRIVE 18D 2.0	143CV	0.5982	2.243,08	2.691,69	3.588,92	4.486,15
BMW	X1 XDRIVE 20D 2.0	184CV	0.6245	2.341,96	2.810,36	3.747,14	4.683,93
BMW	X1 XDRIVE 20D 4X4	177CV	0.6276	2.353,41	2.824,10	3.765,46	4.706,83
BMW	X1 XDRIVE 23D A	204CV	0.6709	2.515,88	3.019,05	4.025,40	5.031,75
BMW	X1 XDRIVE 25DA 2.0	218CV	0.6570	2.463,89	2.956,67	3.942,22	4.927,78
BMW	X3 SDRIVE 18D 2.0	143CV	0.6225	2.334,38	2.801,25	3.735,00	4.668,75
BMW	X3 SDRIVE 18D 2.0	150CV	0.6287	2.357,61	2.829,14	3.772,18	4.715,23
BMW	X3 XDRIVE 2.0D	190 CV	0.6580	2.467,43	2.960,91	3.947,88	4.934,85
BMW	X3 XDRIVE 20D 2.0 L4	184CV	0.6575	2.465,70	2.958,84	3.945,12	4.931,40
BMW	X3 XDRIVE 25D 2.0	211CV	0.7154	2.682,90	3.219,48	4.292,64	5.365,80
BMW	X3 XDRIVE 30D 3.0	258CV	0.8021	3.007,71	3.609,26	4.812,34	6.015,43



**FRINGE BENEFIT 2020 - IMPORTI DAL 1° LUGLIO
AUTOVEICOLI A GASOLIO FUORI PRODUZIONE**

MARCA	MODELLO	SERIE	COSTO KM 15.000 KM	FRINGE BENEFIT ANNUALE (25% CK)	FRINGE BENEFIT ANNUALE (30% CK)	FRINGE BENEFIT ANNUALE (40% CK)	FRINGE BENEFIT ANNUALE (50% CK)
BMW	X3 XDRIVE 30DA 3.0	249CV	0,7599	2,849,74	3,419,69	4,559,58	5,699,48
BMW	X3 XDRIVE 30DA 3.0	258CV	0,8076	3,028,33	3,633,99	4,845,32	6,056,65
BMW	X3 XDRIVE 35DA	313CV	0,8652	3,244,38	3,893,25	5,191,00	6,488,75
BMW	X3 XDRIVE 35DA 3.0 313CV	ND	0,8277	3,103,88	3,724,65	4,966,20	6,207,75
BMW	X4 XDRIVE 20D 2.0	190CV	0,6874	2,577,65	3,093,18	4,124,24	5,155,30
BMW	X4 XDRIVE 25D 2.0 230CV	MY2018	0,7329	2,748,41	3,298,10	4,397,46	5,496,83
BMW	X4 XDRIVE 30DA 3.0	249CV	0,7567	2,837,71	3,405,26	4,540,34	5,675,43
BMW	X4 XDRIVE 30DA 3.0	258CV	0,8214	3,080,09	3,696,11	4,928,14	6,160,18
BMW	X4 XDRIVE 35DA 3.0	313CV	0,8795	3,298,28	3,957,93	5,277,24	6,596,55
BMW	X5 M50D 3.0	381CV	1,0318	3,869,23	4,643,07	6,190,76	7,738,45
BMW	X5 SDRIVE 25D 2.0	218CV	0,7337	2,751,26	3,301,52	4,402,02	5,502,53
BMW	X5 XDRIVE 25D 2.0	230CV	0,7432	2,787,01	3,344,42	4,459,22	5,574,03
BMW	X5 XDRIVE 30D 3.0	245CV	0,8564	3,211,58	3,853,89	5,138,52	6,423,15
BMW	X5 XDRIVE 30D 3.0	249CV	0,8123	3,046,06	3,655,28	4,873,70	6,092,13
BMW	X5 XDRIVE 30D 3.0	258CV	0,8535	3,200,44	3,840,53	5,120,70	6,400,88
BMW	X5 XDRIVE 40D 3.0	306CV	0,9000	3,375,01	4,050,02	5,400,02	6,750,03
BMW	X5 XDRIVE 40D 3.0	313CV	0,8900	3,337,46	4,004,96	5,339,94	6,674,93
BMW	X6 M50D 3.0	381CV	1,0918	4,094,09	4,912,91	6,550,54	8,188,18
BMW	X6 XDRIVE 3.0 313CV	EURO6	0,9285	3,481,94	4,178,33	5,571,10	6,963,88
BMW	X6 XDRIVE 3.0D	249CV	0,8664	3,249,03	3,898,83	5,198,44	6,498,05
BMW	X6 XDRIVE 3.0D	258CV	0,9071	3,401,68	4,082,01	5,442,68	6,803,35
BMW	X6 XDRIVE 30D 245CV	EURO5	0,8961	3,360,54	4,032,65	5,376,86	6,721,08
BMW	X6 XDRIVE 40D 306CV	EURO5	0,9307	3,490,21	4,188,26	5,584,34	6,980,43
CADILLAC	BLS 1.9 D 150CV	BERLINA	0,5938	2,226,65	2,671,98	3,562,64	4,453,30
CHEVROLET	AVEO 1.3 D SES 75CV	4 PORTE	0,3775	1,415,80	1,698,96	2,265,28	2,831,60
CHEVROLET	AVEO 1.3 D SES 75CV	5 PORTE	0,3703	1,388,66	1,666,40	2,221,86	2,777,33
CHEVROLET	AVEO 1.3 D SES 95CV	5 PORTE	0,3812	1,429,46	1,715,36	2,287,14	2,858,93
CHEVROLET	CAPTIVA 2.2 VCDI 2WD	163CV	0,5802	2,175,61	2,610,74	3,480,98	4,351,23
CHEVROLET	CAPTIVA 2.2 VCDI 4WD	184CV	0,6167	2,312,61	2,775,14	3,700,18	4,625,23
CHEVROLET	CRUZE 1.7 D 131CV	4 PORTE	0,4680	1,747,68	2,097,21	2,796,28	3,495,35
CHEVROLET	CRUZE 1.7 D 131CV	5 PORTE	0,4466	1,674,65	2,009,58	2,679,44	3,349,30
CHEVROLET	CRUZE 1.7 D 131CV	SW	0,4693	1,759,74	2,111,69	2,815,58	3,519,48
CHEVROLET	CRUZE 2.0 150CV	MOD 2009	0,5159	1,934,63	2,321,55	3,095,40	3,869,25
CHEVROLET	CRUZE 2.0 D	163CV	0,5145	1,929,29	2,315,15	3,086,86	3,858,58
CHEVROLET	CRUZE 2.0 D 163CV	SW	0,5412	2,029,54	2,435,45	3,247,26	4,059,08
CHEVROLET	EPICA 2.0 VCDI 150CV	BERLINA	0,5711	2,141,80	2,570,16	3,426,88	4,283,60
CHEVROLET	LACETTI 2.0 TCDI 121CV	BERLINA	0,4878	1,829,30	2,195,16	2,926,88	3,658,60
CHEVROLET	MALIBU 2.0L	160CV	0,5820	2,182,40	2,618,88	3,491,84	4,364,80
CHEVROLET	NUBIRA 2.0 TCDI 121CV	S.W.	0,5006	1,877,14	2,252,57	3,003,42	3,754,28
CHEVROLET	ORLANDO 2.0 DIESEL	130CV	0,5216	1,955,95	2,347,14	3,129,52	3,911,90
CHEVROLET	ORLANDO 2.0 DIESEL	163CV	0,5412	2,029,56	2,435,48	3,247,30	4,059,13
CHEVROLET	TRAX 1.6 136CV	2X4	0,4482	1,680,81	2,016,98	2,689,30	3,361,63
CHEVROLET	TRAX 1.6 136CV	4X4	0,4646	1,742,10	2,090,52	2,787,36	3,484,20
CHEVROLET	TRAX 1.7D AWD 4X4	131CV	0,5031	1,886,68	2,264,01	3,018,68	3,773,35
CHEVROLET	TRAX 1.7D FWD 4X2	131CV	0,4854	1,820,06	2,184,08	2,912,10	3,640,13
CHRYSLER	300 C 3.0 V6 CRD	BERLINA	0,7471	2,801,55	3,361,86	4,482,48	5,603,10
CHRYSLER	300 C 3.0 V6 CRD	S.W.	0,7610	2,853,93	3,424,71	4,566,28	5,707,85
CHRYSLER	GRAND VOYAGER 2,8 CRD	163CV	0,7567	2,837,68	3,405,21	4,540,28	5,675,35
CHRYSLER	PT CRUISER 2.2 CRD	150CV BERLINA	0,5827	2,185,11	2,622,14	3,496,18	4,370,23
CHRYSLER	SEBRING 2.0 TD 140CV	4 PORTE	0,5941	2,227,99	2,673,59	3,564,78	4,455,98
CHRYSLER	SEBRING CABRIO 2.0 TD	140CV	0,6842	2,565,60	3,078,72	4,104,96	5,131,20
CITROEN	BERLINGO 1.6 16V HDI 110CV	MOD,2008	0,4840	1,814,86	2,177,84	2,903,78	3,629,73
CITROEN	BERLINGO 1.6 16V HDI 75CV	MOD,2008	0,4786	1,794,76	2,153,72	2,871,62	3,589,53
CITROEN	BERLINGO 1.6 16V HDI 90CV	MOD,2008	0,4852	1,819,65	2,183,58	2,911,44	3,639,30
CITROEN	BERLINGO 1.6 HDI	115CV	0,4620	1,732,68	2,079,21	2,772,28	3,465,35
CITROEN	BERLINGO 1.6 HDI	75CV	0,4454	1,670,40	2,004,48	2,672,64	3,340,80
CITROEN	BERLINGO 1.6 HDI	90CV	0,4557	1,708,88	2,050,65	2,734,20	3,417,75
CITROEN	BERLINGO MULTISPACE 1.6	102CV	0,4014	1,505,19	1,806,23	2,408,30	3,010,38
CITROEN	BERLINGO MULTISPACE 1,6 BLUEHDI	75CV	0,4273	1,602,19	1,922,63	2,563,50	3,204,38
CITROEN	C3 1.4 E-HDI	70CV	0,3840	1,440,08	1,728,09	2,304,12	2,880,15
CITROEN	C3 1.4 HDI	70CV	0,3830	1,436,43	1,723,71	2,298,28	2,872,85



**FRINGE BENEFIT 2020 - IMPORTI DAL 1° LUGLIO
AUTOVEICOLI A GASOLIO FUORI PRODUZIONE**

MARCA	MODELLO	SERIE	COSTO KM 15.000 KM	FRINGE BENEFIT ANNUALE (25% CK)	FRINGE BENEFIT ANNUALE (30% CK)	FRINGE BENEFIT ANNUALE (40% CK)	FRINGE BENEFIT ANNUALE (50% CK)
CITROEN	C3 1.4 HDI 68CV	EXCLUSIVE 5 PORTE	0,3981	1.492,90	1.791,48	2.388,64	2.985,80
CITROEN	C3 1.6 BLUEHDI	100CV	0,4065	1.524,48	1.829,37	2.439,16	3.048,95
CITROEN	C3 1.6 BLUEHDI	75CV	0,3907	1.465,30	1.758,36	2.344,48	2.930,60
CITROEN	C3 1.6 E-HDI	115CV	0,4315	1.618,18	1.941,81	2.589,08	3.236,35
CITROEN	C3 1.6 E-HDI	90CV	0,4125	1.546,94	1.856,33	2.475,10	3.093,88
CITROEN	C3 AIRCROSS 1.6 BLUEHDI	100CV	0,4116	1.543,55	1.852,26	2.469,68	3.087,10
CITROEN	C3 AIRCROSS 1.6 BLUEHDI	120CV	0,4315	1.618,28	1.941,93	2.589,24	3.236,55
CITROEN	C3 III 1.6 BLUEHDI	75CV	0,3789	1.420,73	1.704,87	2.273,16	2.841,45
CITROEN	C3 PICASSO 1.6 HDI	100CV	0,4177	1.566,36	1.879,64	2.506,18	3.132,73
CITROEN	C3 PICASSO 1.6 HDI	115CV	0,4665	1.749,31	2.099,18	2.798,90	3.498,63
CITROEN	C3 PICASSO 1.6 HDI	90CV	0,4354	1.632,56	1.959,08	2.612,10	3.265,13
CITROEN	C3 PICASSO 1.6 HDI 110CV	MOD.2009	0,4622	1.733,30	2.079,96	2.773,28	3.466,60
CITROEN	C3 PICASSO 1.6 HDI/90CV	MOD. 2009	0,4385	1.644,43	1.973,31	2.631,08	3.288,85
CITROEN	C4 1.6 BLUEHDI	100CV	0,4149	1.555,93	1.867,11	2.489,48	3.111,85
CITROEN	C4 1.6 BLUEHDI	120CV	0,4230	1.586,35	1.903,62	2.538,16	3.172,70
CITROEN	C4 1.6 E-HDI	115CV	0,4540	1.702,61	2.043,14	2.724,18	3.405,23
CITROEN	C4 1.6 HDI 110CV	EURO5	0,4629	1.735,85	2.083,02	2.777,36	3.471,70
CITROEN	C4 1.6 HDI 92CV	EURO5	0,4487	1.682,48	2.018,97	2.691,96	3.364,95
CITROEN	C4 2.0 HDI 150CV	EURO5	0,5387	2.020,26	2.424,32	3.232,42	4.040,53
CITROEN	C4 AIRCROSS 1.6 HDI 115CV	2WD	0,4620	1.807,54	2.169,05	2.892,06	3.615,08
CITROEN	C4 AIRCROSS 1.6 HDI 115CV	4WD	0,5000	1.875,00	2.250,00	3.000,00	3.750,00
CITROEN	C4 AIRCROSS 1.8 HDI 150CV	2WD	0,5733	2.150,04	2.580,05	3.440,06	4.300,08
CITROEN	C4 AIRCROSS 1.8 HDI 150CV	4WD	0,5777	2.166,23	2.599,47	3.465,96	4.332,45
CITROEN	C4 CACTUS 1.6 BLUEHDI	100CV	0,4124	1.546,55	1.855,86	2.474,48	3.093,10
CITROEN	C4 CACTUS 1.6 E-HDI	92CV	0,4194	1.572,59	1.887,11	2.516,14	3.145,18
CITROEN	C4 GRAN PICASSO 1.6 B-HDI	100CV	0,4686	1.757,08	2.108,49	2.811,32	3.514,15
CITROEN	C4 GRAN PICASSO 1.6 E-HDI	90CV	0,4651	1.744,00	2.092,80	2.790,40	3.488,00
CITROEN	C4 GRAN PICASSO 1.6 HDI	120CV	0,4875	1.828,18	2.193,81	2.925,08	3.656,35
CITROEN	C4 GRAND PICASSO 1.6 E-HDI	115CV	0,4812	1.804,43	2.165,31	2.887,08	3.608,85
CITROEN	C4 GRAND PICASSO 1.6/16V HDI 110CV	MOD.2009	0,4997	1.873,70	2.248,44	2.997,92	3.747,40
CITROEN	C4 GRAND PICASSO 2.0 BLUEHDI	150CV	0,5499	2.062,28	2.474,73	3.299,64	4.124,55
CITROEN	C4 GRAND PICASSO 2.0 HDI 136CV	MOD. 2009	0,5695	2.135,50	2.562,60	3.416,80	4.271,00
CITROEN	C4 PICASSO 1.6 BLUEHDI	100CV	0,4594	1.722,76	2.067,32	2.756,42	3.445,53
CITROEN	C4 PICASSO 1.6 BLUEHDI	120CV	0,4766	1.787,24	2.144,69	2.859,58	3.574,48
CITROEN	C4 PICASSO 1.6 E-HDI	90CV	0,4591	1.721,56	2.065,88	2.754,50	3.443,13
CITROEN	C4 PICASSO 1.6 HDI	115CV	0,4735	1.775,51	2.130,62	2.840,82	3.551,03
CITROEN	C4 PICASSO 1.6 HDI	90CV	0,4616	1.730,90	2.077,08	2.769,44	3.461,80
CITROEN	C4 PICASSO 1.6 HDI 110CV	CLASSIQUE	0,5005	1.876,86	2.252,24	3.002,98	3.753,73
CITROEN	C4 PICASSO 1.6 HDI 110CV CMP6 EX	MOD.2009	0,5197	1.949,04	2.338,85	3.118,46	3.898,08
CITROEN	C4 PICASSO 2.0 BLUEHDI	150CV EURO6	0,5354	2.007,73	2.409,27	3.212,36	4.015,45
CITROEN	C4 PICASSO 2.0 HDI 136CV	MOD. 2009	0,5635	2.113,01	2.535,62	3.380,82	4.226,03
CITROEN	C4 SPACETOURER 1.6 BLUEHDI	100CV	0,4566	1.712,40	2.054,88	2.739,84	3.424,80
CITROEN	C4 SPACETOURER 1.6 BLUEHDI	120CV	0,4656	1.745,85	2.095,02	2.793,36	3.491,70
CITROEN	C4 SPACETOURER 2.0 BLUEHDI	150CV	0,5111	1.916,55	2.299,86	3.066,48	3.833,10
CITROEN	C4 SPACETOURER 2.0 BLUEHDI	160CV S&S	0,5373	2.015,05	2.418,06	3.224,08	4.030,10
CITROEN	C5 1.6 16V HDI 110CV	BERLINA MOD.2008	0,5254	1.970,38	2.364,45	3.152,60	3.940,75
CITROEN	C5 1.6 16V HDI 110CV	S.W. MOD.2008	0,5336	2.001,00	2.401,20	3.201,60	4.002,00
CITROEN	C5 1.6 E-HDI	115CV	0,4950	1.856,13	2.227,35	2.969,80	3.712,25
CITROEN	C5 1.6 HDI	115CV	0,5062	1.898,29	2.277,95	3.037,26	3.796,58
CITROEN	C5 2.0 BLUEHDI	150CV	0,5307	1.989,94	2.387,93	3.183,90	3.979,88
CITROEN	C5 2.0 BLUEHDI	180CV	0,5654	2.120,43	2.544,51	3.392,68	4.240,85
CITROEN	C5 2.0 HDI	140CV	0,5626	2.109,61	2.531,54	3.375,38	4.219,23
CITROEN	C5 2.0 HDI	160CV	0,5847	2.192,54	2.631,05	3.508,06	4.385,08
CITROEN	C5 2.0 HDI 140CV	MOD.2009	0,5750	2.156,15	2.587,38	3.449,84	4.312,30
CITROEN	C5 2.0 HDI 140CV SW	MOD.2009	0,5831	2.186,71	2.624,06	3.498,74	4.373,43
CITROEN	C5 2.0 HDI 163CV FAP	BERLINA	0,5920	2.219,94	2.663,93	3.551,90	4.439,88
CITROEN	C5 2.0 HDI 163CV FAP TOURER	SW	0,6014	2.255,30	2.706,36	3.608,48	4.510,60
CITROEN	C5 2.0 HDI AUT	163CV	0,6008	2.253,09	2.703,71	3.604,94	4.506,18
CITROEN	C5 2.2 HDI	200CV AUT	0,6599	2.474,45	2.969,34	3.959,12	4.948,90
CITROEN	C5 3.0 HDI	240CV AUT	0,7569	2.838,41	3.406,10	4.541,46	5.676,83
CITROEN	C5 3.0 V6 B-T HDI	243CV BERLINA	0,7374	2.765,30	3.318,36	4.424,48	5.530,60



**FRINGE BENEFIT 2020 - IMPORTI DAL 1° LUGLIO
AUTOVEICOLI A GASOLIO FUORI PRODUZIONE**

MARCA	MODELLO	SERIE	COSTO KM 15.000 KM	FRINGE BENEFIT ANNUALE (25% CK)	FRINGE BENEFIT ANNUALE (30% CK)	FRINGE BENEFIT ANNUALE (40% CK)	FRINGE BENEFIT ANNUALE (50% CK)
CITROEN	C5 3.0 V6 B-T HDI	243CV S.W.	0,7451	2.794,06	3.352,88	4.470,50	5.588,13
CITROEN	C5 TOURER 1.6 E-HDI CMP6	115CV SW	0,5089	1.908,24	2.289,89	3.053,18	3.816,48
CITROEN	C5 TOURER 1.6 HDI	115CV SW	0,5062	1.898,29	2.277,95	3.037,26	3.796,58
CITROEN	C5 TOURER 2.0 BLUEHDI	150CV SW	0,5409	2.028,20	2.433,84	3.245,12	4.056,40
CITROEN	C5 TOURER 2.0 BLUEHDI	180CV SW	0,5721	2.145,46	2.574,56	3.432,74	4.290,93
CITROEN	C5 TOURER 2.0 HDI	140CV SW	0,5712	2.141,95	2.570,34	3.427,12	4.283,90
CITROEN	C5 TOURER 2.0 HDI	160CV SW	0,5854	2.195,38	2.634,45	3.512,60	4.390,75
CITROEN	C5 TOURER 2.0 HDI AUT	160CV SW	0,6077	2.278,81	2.734,58	3.646,10	4.557,63
CITROEN	C5 TOURER 2.2 HDI	200CV SW	0,6702	2.513,41	3.016,10	4.021,46	5.026,83
CITROEN	C5 TOURER 3,0 HDI AUT	240CV	0,7673	2.877,41	3.452,90	4.603,86	5.754,83
CITROEN	C6 2.2 16V HDI 173CV	BI-TURBO BERLINA	0,7064	2.649,04	3.178,85	4.238,46	5.298,08
CITROEN	C6 3.0 V6 B-T 24V	243CV	0,8049	3.018,23	3.621,87	4.829,16	6.036,45
CITROEN	C8 2.0 16V HDI	136CV	0,6243	2.341,30	2.809,56	3.746,08	4.682,60
CITROEN	C8 2.0 16V HDI	163CV	0,6295	2.360,65	2.832,78	3.777,04	4.721,30
CITROEN	C-CROSSER 2.2 16V HDI	160CV	0,6415	2.405,59	2.886,71	3.848,94	4.811,18
CITROEN	C-ELYSEE 1.6 BLUEHDI	100CV	0,4041	1.515,23	1.818,27	2.424,36	3.030,45
CITROEN	GRAND C4 SPACETOURER 1.6 BLUEHDI	100CV	0,4657	1.746,53	2.095,83	2.794,44	3.493,05
CITROEN	GRAND C4 SPACETOURER 1.6 BLUEHDI	120CV	0,4782	1.793,15	2.151,78	2.869,04	3.586,30
CITROEN	GRAND C4 SPACETOURER 2.0 BLUEHDI	150CV	0,5202	1.950,65	2.340,78	3.121,04	3.901,30
CITROEN	GRAND C4 SPACETOURER 2.0 BLUEHDI	160CV S&S	0,5464	2.049,11	2.458,94	3.278,58	4.098,23
CITROEN	JUMPY ATLANTE BUSINESS 2.0 HDI	160CV	0,6116	2.293,54	2.752,25	3.669,66	4.587,08
CITROEN	JUMPY SPACE TOURER	2,0 HDI 177 CV	0,6061	2.273,00	2.727,60	3.636,80	4.546,00
CITROEN	NEMO 1.3 HDI 75CV	MULTISPACE	0,4032	1.512,01	1.814,42	2.419,22	3.024,03
CITROEN	NEMO MULTISPACE 1.3 HDI 75CV	EURO5	0,4099	1.537,23	1.844,67	2.459,56	3.074,45
CITROEN	NEMO MULTISPACE 1.3 HDI 75CV	S&S EURO5	0,4079	1.529,56	1.835,48	2.447,30	3.059,13
CITROEN	NUOVA C3 1.4 HDI	70CV	0,3976	1.491,15	1.789,38	2.385,84	2.982,30
CITROEN	NUOVA C3 1.6 E-HDI	110CV	0,4508	1.690,31	2.028,38	2.704,50	3.380,63
CITROEN	NUOVA C3 1.6 E-HDI	115CV	0,4393	1.647,45	1.976,94	2.635,92	3.294,90
CITROEN	NUOVA C3 1.6 HDI	90CV	0,4314	1.617,58	1.941,09	2.588,12	3.235,15
DACIA	DOKKER 1.5 DCI 8V	75CV	0,3566	1.337,41	1.604,90	2.139,86	2.674,83
DACIA	DOKKER 1.5 DCI 8V	90CV	0,3641	1.365,19	1.638,23	2.184,30	2.730,38
DACIA	DUSTER 1.5 DCI 107CV	4X2	0,4078	1.529,28	1.835,13	2.446,84	3.058,55
DACIA	DUSTER 1.5 DCI 110CV	2WD	0,3971	1.489,06	1.786,88	2.382,50	2.978,13
DACIA	DUSTER 1.5 DCI 110CV	4WD	0,4142	1.553,35	1.864,02	2.485,36	3.106,70
DACIA	DUSTER 1.5 DCI 110CV	4X2 EURO6	0,3673	1.377,51	1.653,02	2.204,02	2.755,03
DACIA	DUSTER 1.5 DCI 110CV	4X4	0,4246	1.592,06	1.910,48	2.547,30	3.184,13
DACIA	DUSTER 1.5 DCI 110CV	4X4 EURO6	0,3806	1.427,35	1.712,82	2.283,76	2.854,70
DACIA	DUSTER 1.5 DCI 90CV	4X2	0,3880	1.455,14	1.746,17	2.328,22	2.910,28
DACIA	DUSTER 1.5 DCI 90CV	4X2 EURO6	0,3623	1.358,48	1.630,17	2.173,56	2.716,95
DACIA	DUSTER 1.5 DCI 90CV	4X4	0,4100	1.537,59	1.845,11	2.460,14	3.075,18
DACIA	LODGY 1.5 DCI	110CV	0,3850	1.443,86	1.732,64	2.310,18	2.887,73
DACIA	LODGY 1.5 DCI	90CV	0,3700	1.387,56	1.665,08	2.220,10	2.775,13
DACIA	LODGY 1.5 DCI 8V 110CV	5 POSTI	0,3771	1.413,94	1.696,73	2.262,30	2.827,88
DACIA	LODGY 1.5 DCI 8V 110CV	7 POSTI	0,3798	1.424,29	1.709,15	2.278,86	2.848,58
DACIA	LODGY 1.5 DCI 8V 90CV	5 POSTI	0,3612	1.354,65	1.625,58	2.167,44	2.709,30
DACIA	LODGY 1.5 DCI 8V 90CV	7 POSTI	0,3640	1.365,00	1.638,00	2.184,00	2.730,00
DACIA	LOGAN 1.5 DCI 68CV	BERLINA	0,3689	1.383,20	1.659,84	2.213,12	2.766,40
DACIA	LOGAN 1.5 DCI 70CV	S.W.	0,3907	1.465,11	1.758,14	2.344,18	2.930,23
DACIA	LOGAN 1.5 DCI 85CV	SW	0,3988	1.495,43	1.794,51	2.392,68	2.990,85
DACIA	LOGAN MCV 1.5 DCI	75CV	0,3349	1.255,88	1.507,05	2.009,40	2.511,75
DACIA	LOGAN MCV 1.5 DCI	90CV	0,3395	1.273,30	1.527,96	2.037,28	2.546,60
DACIA	SANDERO 1.5 DCI	68CV	0,3646	1.367,28	1.640,73	2.187,64	2.734,55
DACIA	SANDERO 1.5 DCI	75CV	0,3265	1.224,48	1.469,37	1.959,16	2.448,95
DACIA	SANDERO 1.5 DCI	85CV	0,3771	1.414,13	1.696,95	2.262,60	2.828,25
DACIA	SANDERO 1.5 DCI S&S	75CV	0,3299	1.236,94	1.484,33	1.979,10	2.473,88
DACIA	SANDERO STEPWAY 1.5 DCI	90CV	0,3603	1.351,26	1.621,52	2.162,02	2.702,53
DACIA	SANDERO STEPWAY 1.5 DCI S&S	90CV	0,3571	1.339,30	1.607,16	2.142,88	2.678,60
DODGE	AVENGER 2.0 16V	140CV	0,5703	2.138,73	2.566,47	3.421,96	4.277,45
DODGE	CALIBER 2.0 TD 140CV	5 PORTE	0,5308	1.990,49	2.388,59	3.184,78	3.960,98
DODGE	JOURNEY 2.0 16V	140CV	0,5694	2.135,33	2.562,39	3.416,52	4.270,65
DODGE	JOURNEY 2.0 TD	140CV	0,5936	2.225,86	2.671,04	3.561,38	4.451,73




**FRINGE BENEFIT 2020 - IMPORTI DAL 1° LUGLIO
AUTOVEICOLI A GASOLIO FUORI PRODUZIONE**

MARCA	MODELLO	SERIE	COSTO KM 15.000 KM	FRINGE BENEFIT ANNUALE (25% CK)	FRINGE BENEFIT ANNUALE (30% CK)	FRINGE BENEFIT ANNUALE (40% CK)	FRINGE BENEFIT ANNUALE (50% CK)
DODGE	NITRO 2,8 CRD 2WD	177CV	0,6987	2.620,01	3.144,02	4.192,02	5.240,03
DR AUTOMOBILES	DR5 1.9 8V ECOJET FREE	120CV	0,5157	1.933,75	2.320,50	3.094,00	3.867,50
DS	DS3 1,4 HDI	68CV	0,3958	1.484,36	1.781,24	2.374,98	2.968,73
DS	DS3 1,6 BLUEHDI	100CV	0,4319	1.619,58	1.943,49	2.591,32	3.239,15
DS	DS3 1,6 BLUEHDI	100CV CABRIO	0,4511	1.691,68	2.030,01	2.706,68	3.383,35
DS	DS3 1,6 BLUEHDI	75CV	0,4128	1.548,03	1.857,63	2.476,84	3.096,05
DS	DS3 1,6 BLUEHDI 100CV CABRIO	MY2017	0,4395	1.648,18	1.977,81	2.637,08	3.296,35
DS	DS3 1,6 BLUEHDI 120CV	EURO 6	0,4531	1.699,23	2.039,07	2.718,76	3.398,45
DS	DS3 1,6 BLUEHDI 120CV CABRIO	EURO 6	0,4718	1.769,39	2.123,27	2.831,02	3.538,78
DS	DS3 1,6 E-HDI	115CV	0,4796	1.798,43	2.158,11	2.877,48	3.596,85
DS	DS3 1,6 E-HDI 90CV	CABRIO	0,4451	1.669,03	2.002,83	2.670,44	3.338,05
DS	DS3 1,6 HDI	92CV	0,4330	1.623,60	1.948,32	2.597,76	3.247,20
DS	DS3 1,6 HDI SPORT	112CV	0,4539	1.702,00	2.042,40	2.723,20	3.404,00
DS	DS4 1,6 BLUEHDI	100CV	0,4608	1.727,81	2.073,38	2.764,50	3.455,63
DS	DS4 1,6 BLUEHDI	110CV	0,4446	1.667,39	2.000,87	2.667,82	3.334,78
DS	DS4 1,6 BLUEHDI	120CV	0,4641	1.740,45	2.088,54	2.784,72	3.480,90
DS	DS4 1,6 E-HDI	110CV	0,4764	1.786,41	2.143,70	2.858,26	3.572,83
DS	DS4 1,6 E-HDI	115CV	0,4719	1.769,70	2.123,64	2.831,52	3.539,40
DS	DS4 2,0 BLUEHDI	150CV	0,5213	1.954,84	2.345,81	3.127,74	3.909,68
DS	DS4 2,0 BLUEHDI	180CV	0,5652	2.119,66	2.543,60	3.391,46	4.239,33
DS	DS4 2,0 HDI	136CV	0,5452	2.044,63	2.453,55	3.271,40	4.089,25
DS	DS4 2,0 HDI	163CV	0,5601	2.100,54	2.520,65	3.360,86	4.201,08
DS	DS5 1,6 BLUEHDI	120CV	0,5130	1.923,78	2.308,53	3.078,04	3.847,55
DS	DS5 1,6 E-HDI	115CV	0,5099	1.912,23	2.294,67	3.059,56	3.824,45
DS	DS5 1,6 E-HDI 110CV	AIRDREAM CMP6	0,5124	1.921,64	2.305,97	3.074,62	3.843,28
DS	DS5 2,0 BLUEHDI	150CV	0,5639	2.077,15	2.492,58	3.323,44	4.154,30
DS	DS5 2,0 BLUEHDI	180CV	0,5984	2.243,90	2.692,68	3.590,24	4.487,80
DS	DS5 2,0 BLUEHDI	180CV AUT	0,5806	2.177,15	2.612,58	3.483,44	4.354,30
DS	DS5 2,0 HDI	160CV	0,5791	2.171,74	2.606,09	3.474,78	4.343,48
FIAT	500 1,3 16V MJT	95CV	0,3772	1.414,49	1.697,39	2.263,18	2.828,98
FIAT	500C 1,3 16V MJT 75CV	CABRIO	0,4124	1.546,58	1.855,89	2.474,52	3.093,15
FIAT	500C 1,3 16V MJT 95CV	CABRIO	0,3978	1.491,76	1.790,12	2.386,82	2.983,53
FIAT	500L 1,3 MTJ	85CV	0,4104	1.538,93	1.846,71	2.462,28	3.077,85
FIAT	500L 1,6 MTJ	105CV	0,4475	1.678,04	2.013,65	2.684,86	3.356,08
FIAT	500L 1,6 MTJ	120CV	0,4599	1.724,55	2.069,46	2.759,28	3.449,10
FIAT	500L LIVING 1,3 MTJ	85CV	0,4297	1.611,45	1.933,74	2.578,32	3.222,90
FIAT	500L LIVING 1,3 MTJ	95CV	0,4215	1.580,61	1.896,74	2.528,98	3.161,23
FIAT	500L LIVING 1,6 MTJ	105CV	0,4568	1.712,89	2.055,47	2.740,62	3.425,78
FIAT	500L LIVING 1,6 MTJ	120CV	0,4617	1.731,24	2.077,49	2.769,98	3.462,48
FIAT	500L LIVING 1,6 MTJ 120CV	ND	0,4563	1.711,03	2.053,23	2.737,64	3.422,05
FIAT	500X 1,3 MJT	95CV	0,4024	1.509,05	1.810,86	2.414,48	3.018,10
FIAT	500X 1,6 MJT	120CV	0,4605	1.726,96	2.072,36	2.763,14	3.453,93
FIAT	500X 2,0 MJT 140CV	4X4	0,5481	2.055,29	2.466,35	3.288,46	4.110,58
FIAT	500X 2,0 MULTIJET	150CV 4X4	0,5459	2.047,24	2.456,69	3.275,58	4.094,48
FIAT	BRAVO 1,6 MJT	105CV	0,4378	1.641,85	1.970,22	2.626,96	3.283,70
FIAT	BRAVO 1,6 MJT	120CV	0,4552	1.707,06	2.048,48	2.731,30	3.414,13
FIAT	DOBLÒ 1,3 MJT	90CV	0,4209	1.578,41	1.894,10	2.525,46	3.156,83
FIAT	DOBLÒ 1,6 MJT 105CV	EURO5	0,4482	1.680,75	2.016,90	2.689,20	3.361,50
FIAT	DOBLÒ 2,0 MJT 135CV	EURO5	0,4980	1.867,66	2.241,20	2.988,26	3.735,33
FIAT	DUCATO 2,2 MJT 100CV	PANORAMA	0,6246	2.342,34	2.810,81	3.747,74	4.684,68
FIAT	DUCATO 2,3 MJT 120CV	PANORAMA	0,6328	2.372,96	2.847,56	3.796,74	4.745,93
FIAT	DUCATO 3,0 MTJ 160CV	PANORAMA	0,6672	2.502,03	3.002,43	4.003,24	5.004,05
FIAT	FREEMONT 2,0 16V MTJ	140CV	0,5606	2.102,21	2.522,66	3.363,54	4.204,43
FIAT	FREEMONT 2,0 16V MTJ	170CV	0,5849	2.193,44	2.632,13	3.509,50	4.386,88
FIAT	FREEMONT 2,0 16V MTJ 4X4 AUT	170CV	0,6194	2.322,59	2.787,11	3.716,14	4.645,18
FIAT	GRANDE PUNTO 1,3 16V M.J.	75CV	0,3876	1.453,58	1.744,29	2.325,72	2.907,15
FIAT	IDEA 1,3 MTJ 95CV	SES	0,4131	1.549,06	1.858,88	2.478,50	3.098,13
FIAT	IDEA 1,6 16V MJT	120CV	0,4785	1.794,35	2.153,22	2.870,96	3.588,70
FIAT	NUOVA BRAVO 1,6 16V MJT	105CV	0,4619	1.732,14	2.078,57	2.771,42	3.464,28
FIAT	NUOVA BRAVO 1,6 16V MJT	120CV	0,4787	1.795,18	2.154,21	2.872,28	3.590,35
FIAT	NUOVA BRAVO 1,6 16V MJT	90CV	0,4367	1.637,64	1.965,17	2.620,22	3.275,28



**FRINGE BENEFIT 2020 - IMPORTI DAL 1° LUGLIO
AUTOVEICOLI A GASOLIO FUORI PRODUZIONE**

MARCA	MODELLO	SERIE	COSTO KM 15.000 KM	FRINGE BENEFIT ANNUALE (25% CK)	FRINGE BENEFIT ANNUALE (30% CK)	FRINGE BENEFIT ANNUALE (40% CK)	FRINGE BENEFIT ANNUALE (50% CK)
FIAT	NUOVA BRAVO 2.0 16V M.J.	165CV	0.5066	1.899,76	2.279,72	3.039,62	3.799,53
FIAT	NUOVA CROMA 1.9 120CV ECO	MULTIJET	0.5400	2.025,15	2.430,18	3.240,24	4.050,30
FIAT	NUOVA CROMA 1.9 16V M.J.	150CV	0.5727	2.147,50	2.577,00	3.436,00	4.295,00
FIAT	NUOVA CROMA 1.9 M.J.	120CV	0.5396	2.023,41	2.428,10	3.237,46	4.046,83
FIAT	NUOVA PANDA 1.3 16V MJT	69CV 4X4	0.4057	1.521,48	1.825,77	2.434,36	3.042,95
FIAT	NUOVA PANDA 1.3 16V MJT	75CV	0.3676	1.378,66	1.654,40	2.205,86	2.757,33
FIAT	NUOVA PANDA 1.3 MTJ 4X4	75CV	0.4117	1.543,90	1.852,68	2.470,24	3.087,80
FIAT	PANDA 2012 1.3 MJT SES	75CV	0.3633	1.362,50	1.635,00	2.180,00	2.725,00
FIAT	PANDA CROSS 1.3 MJT 80CV	4X4	0.4336	1.626,03	1.951,23	2.601,64	3.252,05
FIAT	PUNTO 2012 1.3 MJT II	75CV	0.3822	1.433,11	1.719,74	2.292,98	2.866,23
FIAT	PUNTO 2012 1.3 MJT II SES	85CV ECO	0.3744	1.403,84	1.684,61	2.246,14	2.807,68
FIAT	PUNTO 2012 1.3 MJT II SES	95CV	0.3994	1.497,76	1.797,32	2.396,42	2.995,53
FIAT	PUNTO EVO 1.3 MJT	75CV DPF	0.3817	1.431,55	1.717,86	2.290,48	2.863,10
FIAT	PUNTO EVO 1.3 MJT	95CV DPF	0.4022	1.508,24	1.809,89	2.413,18	3.016,48
FIAT	PUNTO EVO 1.3/16V MJT	75CV	0.3738	1.401,66	1.682,00	2.242,66	2.803,33
FIAT	PUNTO EVO 1.6 MJT	120CV DPF	0.4553	1.707,28	2.048,73	2.731,64	3.414,55
FIAT	QUBO 1.3 MJT 75CV	EURO5	0.3925	1.471,98	1.766,37	2.355,16	2.943,95
FIAT	QUBO 1.3 MJT 95CV	EURO5	0.4047	1.517,71	1.821,26	2.428,34	3.035,43
FIAT	SCUDO 2.0 MJT 136CV	PANORAMA	0.5945	2.229,50	2.675,40	3.567,20	4.459,00
FIAT	SEDICI 2.0 MJT 4X2	135CV MOD,2009	0.5020	1.882,34	2.258,81	3.011,74	3.764,68
FIAT	SEDICI 2.0 MJT 4X4	135CV MOD,2009	0.5207	1.952,63	2.343,15	3.124,20	3.905,25
FIAT	ULYSSE 2.0 MJT	136CV	0.6346	2.379,73	2.855,67	3.807,56	4.759,45
FORD	B-MAX 1.5 TDCI	75CV	0.4059	1.522,18	1.826,61	2.435,48	3.044,35
FORD	B-MAX 1.5 TDCI	75CV PLUS	0.4007	1.502,68	1.803,21	2.404,28	3.005,35
FORD	B-MAX 1.6 TDCI	95CV	0.4213	1.579,74	1.895,69	2.527,58	3.159,48
FORD	C MAX 2.0 TDCI	170CV	0.5326	1.997,36	2.396,84	3.195,78	3.994,73
FORD	C MAX PLUS 1.5 TDCI	120CV	0.4480	1.680,03	2.016,03	2.688,04	3.360,05
FORD	C MAX PLUS 1.5 TDCI	95CV	0.4289	1.608,23	1.929,87	2.573,16	3.216,45
FORD	C-MAX 1.6 TDCI 115 CV	EURO5	0.4483	1.681,20	2.017,44	2.689,92	3.362,40
FORD	C-MAX 2.0 TDCI 115CV	EURO5	0.5094	1.910,26	2.292,32	3.056,42	3.820,53
FORD	C-MAX 2.0 TDCI 163CV	EURO5	0.5092	1.909,61	2.291,54	3.055,38	3.819,23
FORD	C-MAX PLUS 1.6 TDCI	95CV	0.4517	1.694,01	2.032,82	2.710,42	3.388,03
FORD	C-MAX7 1.6 TDCI 114CV	EURO5	0.4653	1.744,83	2.093,79	2.791,72	3.489,65
FORD	C-MAX7 2.0 TDCI 115CV	EURO5	0.5228	1.960,54	2.352,65	3.136,86	3.921,08
FORD	C-MAX7 2.0 TDCI 163CV	EURO5	0.5227	1.960,03	2.352,03	3.136,04	3.920,05
FORD	ECOSPORT 1.5 TDCI	90CV	0.4066	1.524,71	1.829,66	2.439,54	3.049,43
FORD	ECOSPORT 1.5 TDCI	95CV	0.4151	1.556,49	1.867,79	2.490,38	3.112,98
FORD	EDGE 2.0 TDCI	180CV AWD	0.6557	2.458,75	2.950,50	3.934,00	4.917,50
FORD	EDGE 2.0 TDCI	210CV AWD	0.6909	2.590,89	3.109,07	4.145,42	5.181,78
FORD	FIESTA 1.4 TDCI 68CV	MOD,2009	0.3725	1.396,90	1.676,28	2.235,04	2.793,80
FORD	FIESTA 1.4 TDCI 70CV	EURO5	0.3837	1.438,88	1.726,65	2.302,20	2.877,75
FORD	FIESTA 1.5 TDCI	75CV	0.3685	1.381,80	1.658,16	2.210,88	2.763,60
FORD	FIESTA 1.5 TDCI	75CV PLUS	0.3673	1.377,45	1.652,94	2.203,92	2.754,90
FORD	FIESTA 1.5 TDCI 120CV	MY2017	0.3951	1.481,71	1.778,06	2.370,74	2.963,43
FORD	FIESTA 1.6 TDCI 95CV	EURO5	0.3976	1.491,13	1.789,35	2.385,80	2.982,25
FORD	FOCUS 1.5 TDCI	120CV	0.4310	1.616,43	1.939,71	2.586,28	3.232,85
FORD	FOCUS 1.5 TDCI	95CV	0.4220	1.582,63	1.899,15	2.532,20	3.165,25
FORD	FOCUS 1.5 TDCI 120CV	STATION SW	0.4370	1.638,63	1.966,35	2.621,80	3.277,25
FORD	FOCUS 1.5 TDCI 95CV	STATION SW	0.4280	1.604,83	1.925,79	2.567,72	3.209,65
FORD	FOCUS 1.6 TDCI	95CV	0.4489	1.683,50	2.020,20	2.693,60	3.367,00
FORD	FOCUS 1.6 TDCI 116CV	MY 2011	0.4407	1.652,55	1.983,06	2.644,08	3.305,10
FORD	FOCUS 1.6 TDCI 116CV WAGON	MY 2011	0.4448	1.668,13	2.001,75	2.669,00	3.336,25
FORD	FOCUS 1.6 TDCI ECONETIC	105CV	0.4287	1.607,49	1.928,99	2.571,98	3.214,98
FORD	FOCUS 1.6 TDCI ECONETIC	105CV SW	0.4328	1.622,81	1.947,38	2.596,50	3.245,63
FORD	FOCUS 2.0 SW TDCI	163CV	0.5478	2.054,16	2.465,00	3.286,66	4.108,33
FORD	FOCUS 2.0 TDCI	150CV	0.5092	1.909,38	2.291,25	3.055,00	3.818,75
FORD	FOCUS 2.0 TDCI	163CV	0.5436	2.038,59	2.446,31	3.261,74	4.077,18
FORD	FOCUS 2.0 TDCI 116CV POWERSHIFT	MY 2011	0.5032	1.886,83	2.264,19	3.018,92	3.773,65
FORD	FOCUS 2.0 TDCI 116CV POWERSHIFT WAGON	MY 2011	0.5073	1.902,38	2.282,85	3.043,80	3.804,75
FORD	FOCUS 2.0 TDCI 136CV	COUPÉ-CABRIOLET	0.5579	2.092,28	2.510,73	3.347,64	4.184,55
FORD	FOCUS 2.0 TDCI 150CV	STATION SW	0.5145	1.929,55	2.315,46	3.087,28	3.859,10




**FRINGE BENEFIT 2020 - IMPORTI DAL 1° LUGLIO
AUTOVEICOLI A GASOLIO FUORI PRODUZIONE**

MARCA	MODELLO	SERIE	COSTO KM 15.000 KM	FRINGE BENEFIT ANNUALE (25% CK)	FRINGE BENEFIT ANNUALE (30% CK)	FRINGE BENEFIT ANNUALE (40% CK)	FRINGE BENEFIT ANNUALE (50% CK)
FORD	GALAXY 2.0 TDCI	115CV	0,5765	2.161,90	2.594,28	3.459,04	4.323,80
FORD	GALAXY 2.0 TDCI	140CV	0,5758	2.159,33	2.591,19	3.454,92	4.318,65
FORD	GALAXY 2.0 TDCI	150CV S&S	0,5844	2.191,41	2.629,70	3.506,26	4.382,83
FORD	GALAXY 2.0 TDCI	163CV	0,5893	2.209,93	2.651,91	3.535,88	4.419,85
FORD	GALAXY 2.0 TDCI BITURBO S&S	210CV	0,6521	2.445,49	2.934,59	3.912,78	4.890,98
FORD	GALAXY 2.0 TDCI S&S	120CV	0,5846	2.192,19	2.630,63	3.507,50	4.384,38
FORD	GALAXY 2.0 TDCI S&S	150CV	0,6153	2.307,30	2.768,76	3.691,68	4.614,60
FORD	GALAXY 2.0 TDCI S&S	180CV	0,6348	2.380,45	2.856,54	3.808,72	4.760,90
FORD	GALAXY 2.2 TDCI	200CV	0,6609	2.478,39	2.974,07	3.965,42	4.956,78
FORD	KA 1,3 TDCI 75CV	EURO5	0,3606	1.352,35	1.622,82	2.163,76	2.704,70
FORD	KA+ 1,5 TDCI	95CV	0,3541	1.327,99	1.593,59	2.124,78	2.655,98
FORD	KUGA 1,5 TDCI 120CV	2WD	0,4493	1.685,05	2.022,06	2.696,08	3.370,10
FORD	KUGA 2,0 TDCI 115CV	2WD	0,5495	2.060,61	2.472,74	3.296,98	4.121,23
FORD	KUGA 2,0 TDCI 120CV	2WD	0,5444	2.041,56	2.449,88	3.266,50	4.083,13
FORD	KUGA 2,0 TDCI 140CV	2WD	0,5676	2.128,36	2.554,04	3.405,38	4.256,73
FORD	KUGA 2,0 TDCI 150CV	2WD	0,5432	2.037,03	2.444,43	3.259,24	4.074,05
FORD	KUGA 2,0 TDCI 150CV	4WD	0,5846	2.192,19	2.630,63	3.507,50	4.384,38
FORD	KUGA 2,0 TDCI 163CV	4WD	0,5876	2.203,33	2.643,99	3.525,32	4.406,65
FORD	KUGA 2,0 TDCI 180CV	4WD	0,6293	2.359,86	2.831,84	3.775,78	4.719,73
FORD	MONDEO 1,5 TDCI 120CV	S&S	0,4610	1.803,83	2.164,59	2.886,12	3.607,65
FORD	MONDEO 1,6 TDCI	115CV	0,4943	1.853,58	2.224,29	2.965,72	3.707,15
FORD	MONDEO 1,6 TDCI S&S	115CV	0,4666	1.749,69	2.099,63	2.799,50	3.499,38
FORD	MONDEO 2,0 TDCI	116CV	0,5331	1.999,21	2.399,06	3.198,74	3.998,43
FORD	MONDEO 2,0 TDCI	140CV	0,5004	1.876,38	2.251,65	3.002,20	3.752,75
FORD	MONDEO 2,0 TDCI	163CV	0,5459	2.047,23	2.456,67	3.275,56	4.094,45
FORD	MONDEO 2,0 TDCI	210CV	0,5868	2.200,56	2.640,68	3.520,90	4.401,13
FORD	MONDEO 2,0 TDCI 180CV	AWD	0,5880	2.205,13	2.646,15	3.528,20	4.410,25
FORD	MONDEO 2,0 TDCI 180CV	S&S	0,5586	2.094,74	2.513,69	3.351,58	4.189,48
FORD	MONDEO 2,0 TDCI NAV	163CV	0,5343	2.003,68	2.404,41	3.205,88	4.007,35
FORD	MONDEO 2,2 TDCI	200CV	0,6146	2.304,74	2.765,69	3.687,58	4.609,48
FORD	MONDEO STATION 1,5 TDCI 120CV	S&S	0,4870	1.826,18	2.191,41	2.921,88	3.652,35
FORD	MONDEO STATION 2,0 TDCI	210CV	0,5958	2.234,13	2.680,95	3.574,60	4.468,25
FORD	MONDEO STATION 2,0 TDCI 180CV	AWD	0,5951	2.231,79	2.678,15	3.570,86	4.463,58
FORD	MONDEO STATION 2,0 TDCI 180CV	S&S	0,5657	2.121,40	2.545,68	3.394,24	4.242,80
FORD	MONDEO WAGON 1,6 TDCI	115CV	0,4899	1.837,29	2.204,75	2.939,66	3.674,58
FORD	MONDEO WAGON 1,6 TDCI S&S	115CV SW	0,4701	1.762,89	2.115,47	2.820,62	3.525,78
FORD	MONDEO WAGON 2,0 TDCI	116CV	0,5376	2.016,09	2.419,31	3.225,74	4.032,18
FORD	MONDEO WAGON 2,0 TDCI	140CV	0,5161	1.935,43	2.322,51	3.096,68	3.870,85
FORD	MONDEO WAGON 2,0 TDCI	163CV	0,5503	2.063,66	2.476,40	3.301,86	4.127,33
FORD	MONDEO WAGON 2,0 TDCI NAV	163CV SW	0,5343	2.003,68	2.404,41	3.205,88	4.007,35
FORD	MONDEO WAGON 2,2 TDCI	200CV	0,6191	2.321,61	2.785,94	3.714,58	4.643,23
FORD	S MAX 2,0 TDCI	120CV	0,5394	2.022,60	2.427,12	3.236,16	4.045,20
FORD	S MAX 2,0 TDCI	150CV	0,5626	2.109,91	2.531,90	3.375,86	4.219,83
FORD	S MAX 2,0 TDCI	150CV AWD	0,5830	2.186,31	2.623,58	3.498,10	4.372,63
FORD	S MAX 2,0 TDCI	180CV	0,5848	2.193,13	2.631,75	3.509,00	4.386,25
FORD	S MAX 2,0 TDCI	180CV AWD	0,6144	2.303,91	2.764,70	3.686,26	4.607,83
FORD	S MAX 2,0 TDCI	210CV	0,6165	2.311,78	2.774,13	3.698,84	4.623,55
FORD	S-MAX 1,6 TDCI	115CV	0,5129	1.923,26	2.307,92	3.077,22	3.846,53
FORD	S-MAX 2,0 TDCI	116CV EURO5	0,5648	2.117,88	2.541,45	3.388,60	4.235,75
FORD	S-MAX 2,0 TDCI	140CV	0,5596	2.098,31	2.517,98	3.357,30	4.196,63
FORD	S-MAX 2,0 TDCI	163CV EURO5	0,5720	2.145,13	2.574,15	3.432,20	4.290,25
FORD	S-MAX 2,2 TDCI	200CV EURO5	0,6414	2.405,06	2.886,08	3.848,10	4.810,13
FORD	TOURNEO CONNECT 1,6 TDCI	115CV	0,4874	1.827,73	2.193,27	2.924,36	3.655,45
FORD	TOURNEO CONNECT 1,8 TDCI	110CV CORTO	0,4747	1.780,06	2.136,08	2.848,10	3.560,13
FORD	TOURNEO COURIER 1,6 TDCI	95CV	0,4037	1.513,88	1.816,65	2.422,20	3.027,75
GREAT WALL MOTORS	H6 2,0 143CV	4X2	0,5656	2.120,85	2.545,02	3.393,36	4.241,70
GREAT WALL MOTORS	H6 2,0 143CV	4X4	0,5835	2.188,23	2.625,87	3.501,16	4.376,45
HONDA	ACCORD 2,2 I-DTEC	150CV	0,5755	2.158,10	2.589,72	3.452,96	4.316,20
HONDA	ACCORD 2,2 I-DTEC	180CV	0,6369	2.388,25	2.865,90	3.821,20	4.776,50
HONDA	ACCORD 2,2 I-DTEC 150CV	MOD.2008	0,5869	2.200,69	2.640,83	3.521,10	4.401,38
HONDA	ACCORD 2,2 I-DTEC 150CV	SW MOD.2008	0,5991	2.246,44	2.695,73	3.594,30	4.492,88



**FRINGE BENEFIT 2020 - IMPORTI DAL 1° LUGLIO
AUTOVEICOLI A GASOLIO FUORI PRODUZIONE**

MARCA	MODELLO	SERIE	COSTO KM 15.000 KM	FRINGE BENEFIT ANNUALE (25% CK)	FRINGE BENEFIT ANNUALE (30% CK)	FRINGE BENEFIT ANNUALE (40% CK)	FRINGE BENEFIT ANNUALE (50% CK)
HONDA	ACCORD TOURER 2.2 I-DTEC	150CV	0.5855	2.195,59	2.634,71	3.512,94	4.391,18
HONDA	ACCORD TOURER 2.2 I-DTEC	180CV	0.6484	2.431,60	2.917,92	3.890,56	4.863,20
HONDA	CIVIC 1.6 I-DTEC	120CV	0.4367	1.637,61	1.965,14	2.620,18	3.275,23
HONDA	CIVIC 2.2 CTDI 140CV	MOD.2006	0.5399	2.024,71	2.429,66	3.239,54	4.049,43
HONDA	CIVIC 2.2 I-DTEC	150CV	0.5470	2.051,41	2.461,70	3.282,26	4.102,83
HONDA	CIVIC TOURER 1.6 I-DTEC	120CV	0.4520	1.694,89	2.033,87	2.711,82	3.389,78
HONDA	CR-V 1.6 I-DTEC	2WD 120CV	0.4854	1.820,36	2.184,44	2.912,58	3.640,73
HONDA	CR-V 1.6 I-DTEC	4WD 160CV	0.5332	1.999,49	2.399,39	3.199,18	3.998,98
HONDA	CR-V 1.6 I-DTEC 2WD	120CV	0.4829	1.810,93	2.173,11	2.897,48	3.621,85
HONDA	CR-V 2.2 I DTEC	150CV	0.6138	2.301,81	2.762,18	3.682,90	4.603,63
HONDA	CR-V 2.2 I-DTEC 4WD	150CV	0.5958	2.234,23	2.681,07	3.574,76	4.468,45
HONDA	CR-V 2.2 I-DTEC AUT. 4WD	150CV	0.6620	2.482,66	2.979,20	3.972,26	4.965,33
HONDA	FR-V 2.2/16V CTDI	140CV	0.5745	2.154,24	2.585,09	3.446,78	4.308,48
HYUNDAI	i10 1.1/12V CRDI	75CV	0.3533	1.324,71	1.589,66	2.119,54	2.649,43
HYUNDAI	i20 1.1 CRDI	75CV	0.3624	1.358,84	1.630,61	2.174,14	2.717,68
HYUNDAI	i20 1.1 CRDI 75CV	MY2015	0.3638	1.364,09	1.636,91	2.182,54	2.728,18
HYUNDAI	i20 1.4 CRDI	75CV	0.3929	1.473,28	1.767,93	2.357,24	2.946,55
HYUNDAI	i20 1.4 CRDI	75CV EURO5	0.3901	1.462,70	1.755,24	2.340,32	2.925,40
HYUNDAI	i20 1.4 CRDI	90CV	0.3813	1.429,94	1.715,93	2.287,90	2.859,88
HYUNDAI	i20 1.4 CRDI 90CV	MY2015	0.3799	1.424,59	1.709,51	2.279,34	2.849,18
HYUNDAI	i20 1.6 CRDI	116 CV	0.4280	1.604,93	1.925,91	2.567,88	3.209,85
HYUNDAI	i30 1.4 CRDI	90CV	0.4078	1.529,09	1.834,91	2.446,54	3.058,18
HYUNDAI	i30 1.6 CRDI	110CV	0.4247	1.592,46	1.910,96	2.547,94	3.184,93
HYUNDAI	i30 1.6 CRDI	115CV	0.4619	1.732,14	2.078,57	2.771,42	3.464,28
HYUNDAI	i30 1.6 CRDI	136CV	0.4299	1.612,24	1.934,69	2.579,58	3.224,48
HYUNDAI	i30 1.6 CRDI	90CV	0.4349	1.630,84	1.957,01	2.609,34	3.261,68
HYUNDAI	i30 1.6 CRDI	95CV 5P	0.4168	1.562,93	1.875,51	2.500,88	3.125,85
HYUNDAI	i30 1.6 CRDI 110CV	5P	0.4373	1.640,05	1.968,06	2.624,08	3.280,10
HYUNDAI	i30 1.6 CRDI 128CV	EURO5	0.4500	1.687,43	2.024,91	2.699,88	3.374,85
HYUNDAI	i30 1.6 CRDI 90CV	EURO5	0.4301	1.612,81	1.935,38	2.580,50	3.225,63
HYUNDAI	i30 CW 1.6 CRDI 115CV	STATION WAGON	0.4560	1.709,98	2.051,97	2.735,96	3.419,95
HYUNDAI	i30 CW 1.6 CRDI 128CV	SW EURO5	0.4639	1.739,70	2.087,64	2.783,52	3.479,40
HYUNDAI	i30 CW 1.6 CRDI 90CV	STATION WAGON	0.4322	1.620,79	1.944,95	2.593,26	3.241,58
HYUNDAI	i30 CW 1.6 CRDI 90CV	SW EURO5	0.4388	1.645,33	1.974,39	2.632,52	3.290,65
HYUNDAI	i30 WAGON 1.4 CRDI	90CV	0.4246	1.592,28	1.910,73	2.547,64	3.184,55
HYUNDAI	i30 WAGON 1.6 CRDI	110CV	0.4393	1.647,20	1.976,64	2.635,52	3.294,40
HYUNDAI	i30 WAGON 1.6 CRDI	110CV E6	0.4303	1.613,66	1.936,40	2.581,86	3.227,33
HYUNDAI	i40 1.7 CRDI	115CV	0.4865	1.824,49	2.189,39	2.919,18	3.648,98
HYUNDAI	i40 1.7 CRDI	136CV	0.5322	1.995,90	2.395,08	3.193,44	3.991,80
HYUNDAI	i40 1.7 CRDI 115CV	WAGON	0.5126	1.922,19	2.306,63	3.075,50	3.844,38
HYUNDAI	i40 1.7 CRDI 136CV	WAGON	0.5238	1.964,10	2.356,92	3.142,56	3.928,20
HYUNDAI	i40 1.7 CRDI 140CV	WAGON	0.5171	1.939,18	2.327,01	3.102,68	3.878,35
HYUNDAI	ix20 1.4 78CV	EURO5	0.3973	1.490,03	1.788,03	2.384,04	2.980,05
HYUNDAI	ix20 1.4 CRDI	90 CV	0.4170	1.563,58	1.876,29	2.501,72	3.127,15
HYUNDAI	ix20 1.4 CRDI 90CV	ND	0.3984	1.494,01	1.792,82	2.390,42	2.988,03
HYUNDAI	ix20 1.6 CRDI	115CV	0.4542	1.703,40	2.044,08	2.725,44	3.406,80
HYUNDAI	ix20 1.6 CRDI 115CV	ND	0.4279	1.604,44	1.925,33	2.567,10	3.208,88
HYUNDAI	ix35 1.7 CRDI 116CV	2WD	0.4967	1.862,75	2.235,30	2.980,40	3.725,50
HYUNDAI	ix35 2.0 CRDI 136CV	2WD	0.5404	2.026,55	2.431,86	3.242,48	4.053,10
HYUNDAI	ix35 2.0 CRDI 136CV	4WD	0.5451	2.044,03	2.452,83	3.270,44	4.088,05
HYUNDAI	ix35 2.0 CRDI 184CV	4WD	0.5931	2.224,13	2.668,95	3.558,60	4.448,25
HYUNDAI	MATRIX 1.5 CRDI	110CV	0.4335	1.625,55	1.950,66	2.600,88	3.251,10
HYUNDAI	SANTA FE 2.0 CRDI 150CV	2WD	0.5982	2.243,19	2.691,83	3.589,10	4.486,38
HYUNDAI	SANTA FE 2.0 CRDI 150CV	2WD EURO5	0.5987	2.245,03	2.694,03	3.592,04	4.490,05
HYUNDAI	SANTA FE 2.0 CRDI 150CV	4WD	0.6233	2.337,53	2.805,03	3.740,04	4.675,05
HYUNDAI	SANTA FE 2.0 CRDI 150CV	4WD EURO5	0.6071	2.276,46	2.731,76	3.642,34	4.552,93
HYUNDAI	SANTA FE 2.0 CRDI 2WD	150CV	0.5886	2.207,25	2.648,70	3.531,60	4.414,50
HYUNDAI	SANTA FE 2.2 CRDI 197CV	4WD	0.6728	2.523,01	3.027,62	4.036,82	5.046,03
HYUNDAI	SANTA FE 2.2 CRDI 197CV	4WD EURO5	0.6603	2.476,24	2.971,49	3.961,98	4.952,48
HYUNDAI	SANTA FE 2.2 CRDI 2WD	200CV	0.6657	2.496,51	2.995,82	3.994,42	4.993,03
HYUNDAI	SANTA FE 2.2 CRDI 4WD	200CV	0.6798	2.549,35	3.059,22	4.078,96	5.098,70




**FRINGE BENEFIT 2020 - IMPORTI DAL 1° LUGLIO
AUTOVEICOLI A GASOLIO FUORI PRODUZIONE**

MARCA	MODELLO	SERIE	COSTO KM 15.000 KM	FRINGE BENEFIT ANNUALE (25% CK)	FRINGE BENEFIT ANNUALE (30% CK)	FRINGE BENEFIT ANNUALE (40% CK)	FRINGE BENEFIT ANNUALE (50% CK)
HYUNDAI	SONICA 2.0 CRDI 140CV	BERLINA	0.5730	2.148,60	2.578,32	3.437,76	4.297,20
HYUNDAI	TUCSON 1.7 CRDI	116CV	0.4634	1.737,75	2.085,30	2.780,40	3.475,50
HYUNDAI	TUCSON 1.7 CRDI	140CV	0.5086	1.907,15	2.288,58	3.051,44	3.814,30
HYUNDAI	TUCSON 2.0 CRDI	136CV 4WD	0.5159	1.934,61	2.321,54	3.095,38	3.869,23
HYUNDAI	TUCSON 2.0 CRDI	185CV 4WD	0.5908	2.215,39	2.658,47	3.544,62	4.430,78
INFINITI	EX 30D V6	238CV	0.8252	3.094,60	3.713,52	4.951,36	6.189,20
INFINITI	EX30D 3.0	238CV	0.8214	3.080,34	3.696,41	4.928,54	6.160,68
INFINITI	FX 30D V6	238CV	0.9163	3.436,21	4.123,46	5.497,94	6.872,43
INFINITI	FX30 D 3.0	238CV	0.9126	3.422,21	4.106,66	5.475,54	6.844,43
INFINITI	Q30 1.5D	109CV	0.4738	1.776,84	2.132,21	2.842,94	3.553,68
INFINITI	Q30 2.2D	170CV	0.5743	2.153,56	2.584,28	3.445,70	4.307,13
INFINITI	Q30 2.2D AWD	170CV	0.6189	2.320,93	2.785,11	3.713,48	4.641,85
INFINITI	Q50 2.2 D	170CV	0.6338	2.376,91	2.852,30	3.803,06	4.753,83
INFINITI	Q70 3.0 D	238CV	0.8426	3.159,75	3.791,70	5.055,60	6.319,50
INFINITI	QX30 2.2D DCI AWD	170CV	0.6635	2.487,98	2.985,57	3.980,76	4.975,95
INFINITI	QX50 3.0D	238CV	0.7735	2.900,79	3.480,95	4.641,26	5.801,58
INFINITI	QX70 3.0D	238CV	0.8431	3.161,79	3.794,15	5.058,86	6.323,58
IVECO	CAMPAGNOLA 3.0 SW	177CV	0.7636	2.863,65	3.436,38	4.581,84	5.727,30
JAGUAR	F-PACE 2.0D 180CV	2WD	0.6535	2.450,49	2.940,59	3.920,78	4.900,98
JAGUAR	F-PACE 2.0D 180CV	4WD	0.6724	2.521,65	3.025,98	4.034,64	5.043,30
JAGUAR	F-PACE 3.0D 300CV	4WD	0.8058	3.021,63	3.625,95	4.834,60	6.043,25
JAGUAR	XE 2.0 D	163CV	0.5700	2.137,66	2.565,20	3.420,26	4.275,33
JAGUAR	XE 2.0 D TURBO	180CV	0.5731	2.149,26	2.579,12	3.438,82	4.298,53
JAGUAR	XE 20D 240CV AWD	LANDMARK EDITION	0.7119	2.669,44	3.203,33	4.271,10	5.338,88
JAGUAR	XF 2.2 D	163CV	0.6435	2.413,14	2.895,77	3.861,02	4.826,28
JAGUAR	XF 2.2 D	190CV	0.7053	2.644,99	3.173,99	4.231,98	5.289,98
JAGUAR	XF 2.2 D	200CV	0.7039	2.639,79	3.167,75	4.223,66	5.279,58
JAGUAR	XF 3.0 D V6 240CV	LUXURY	0.7911	2.966,69	3.560,03	4.746,70	5.933,38
JAGUAR	XF 3.0 DS V6 275CV	LUXURY	0.8214	3.080,19	3.696,23	4.928,30	6.160,38
JAGUAR	XF SPORTBRAKE 2.2D	163CV	0.6590	2.471,08	2.965,29	3.953,72	4.942,15
JAGUAR	XF SPORTBRAKE 2.2D	200CV	0.7115	2.668,04	3.201,65	4.288,86	5.336,08
JAGUAR	XF SPORTBRAKE 3.0D	240CV	0.7924	2.971,43	3.565,71	4.754,28	5.942,85
JAGUAR	XF SPORTBRAKE 3.0DS	275CV	0.8226	3.084,80	3.701,76	4.935,68	6.169,60
JAGUAR	XJ 3.0D V6	275CV	0.9415	3.530,45	4.236,54	5.648,72	7.060,90
JAGUAR	XJ 3.0D V6	340CV AWD	1.1389	4.271,04	5.125,25	6.833,66	8.542,08
JAGUAR	XJ 3.0D V6 TURBO	300CV	0.9519	3.569,61	4.283,54	5.711,38	7.139,23
JAGUAR	XJ 3.0D V6 TURBO LWB	300CV	1.0492	3.934,53	4.721,43	6.295,24	7.869,05
JEEP	CHEROKEE 2.0 MTJ II	140CV 2WD	0.6060	2.272,64	2.727,17	3.636,22	4.545,28
JEEP	CHEROKEE 2.0 MTJ II	140CV 4WD	0.6255	2.345,70	2.814,84	3.753,12	4.691,40
JEEP	CHEROKEE 2.0 MTJ II	170CV 4WD	0.6652	2.494,36	2.993,24	3.990,98	4.988,73
JEEP	CHEROKEE 2.2 MJT II	185CV 4WD	0.6648	2.493,04	2.991,65	3.988,86	4.986,06
JEEP	CHEROKEE 2.2 MJT II	200CV 4WD	0.6996	2.623,38	3.148,05	4.197,40	5.246,75
JEEP	CHEROKEE 2.8 CRD	177CV	0.6937	2.601,54	3.121,85	4.162,46	5.203,08
JEEP	CHEROKEE 2.8 CRD	200CV	0.7081	2.655,41	3.186,50	4.248,66	5.310,83
JEEP	COMMANDER 3.0 V6 CRD	218CV	0.8181	3.067,99	3.681,59	4.908,78	6.135,98
JEEP	COMPASS 2.0 CRD	140CV	0.5971	2.238,96	2.686,76	3.582,34	4.477,93
JEEP	COMPASS 2.2 CRD 2WD	136CV	0.5801	2.175,46	2.610,56	3.480,74	4.350,93
JEEP	COMPASS 2.2 CRD 4WD	163CV	0.6256	2.345,99	2.815,19	3.753,58	4.691,98
JEEP	GRAND CHEROKEE 3.0 CRD	190CV	0.7870	2.951,40	3.541,68	4.722,24	5.902,80
JEEP	GRAND CHEROKEE 3.0 CRD	241CV	0.8386	3.144,58	3.773,49	5.031,32	6.289,15
JEEP	PATRIOT 2.2 CRD 163CV	EURO5	0.6074	2.277,88	2.733,45	3.644,60	4.555,75
JEEP	RENEGADE 1.6 MJT	95CV	0.4545	1.704,40	2.045,28	2.727,04	3.408,80
JEEP	RENEGADE 1.6 MJT 4WD	120CV	0.5315	1.993,25	2.391,90	3.189,20	3.986,50
JEEP	RENEGADE 1.6 MJT	105CV	0.4691	1.759,30	2.111,16	2.814,88	3.518,60
JEEP	RENEGADE 2.0 MJT 4WD	140CV	0.5399	2.024,63	2.429,55	3.239,40	4.049,25
JEEP	RENEGADE 2.0 MJT 4WD	170CV	0.5893	2.209,89	2.651,87	3.535,82	4.419,78
JEEP	WRANGLER 2.8 CRD	200CV	0.7239	2.714,53	3.257,43	4.343,24	5.429,05
JEEP	WRANGLER 2.8 CRD DPF SPORT	200 CV	0.6774	2.540,36	3.048,44	4.064,58	5.080,73
KIA	CARENS 1.7 CRDI	115CV	0.4881	1.830,30	2.196,36	2.928,48	3.660,60
KIA	CARENS 1.7 CRDI	136CV	0.5010	1.878,88	2.254,65	3.006,20	3.757,75
KIA	CARENS 1.7 CRDI	141CV	0.5028	1.885,51	2.262,62	3.016,82	3.771,03



**FRINGE BENEFIT 2020 - IMPORTI DAL 1° LUGLIO
AUTOVEICOLI A GASOLIO FUORI PRODUZIONE**

MARCA	MODELLO	SERIE	COSTO KM 15.000 KM	FRINGE BENEFIT ANNUALE (25% CK)	FRINGE BENEFIT ANNUALE (30% CK)	FRINGE BENEFIT ANNUALE (40% CK)	FRINGE BENEFIT ANNUALE (50% CK)
KIA	CARENS 1.7 CRDI 115CV	ND	0,4689	1,758,39	2,110,07	2,813,42	3,516,78
KIA	CARENS 2.0/16V CRDI	140CV MOD.2007	0,5357	2,008,71	2,410,46	3,213,94	4,017,43
KIA	CARNIVAL 2.9/16V CRDI	185CV MOD.2006	0,6421	2,407,91	2,899,50	3,852,66	4,815,83
KIA	CEE D 1.4 CRDI	90CV	0,4245	1,592,01	1,910,42	2,547,22	3,194,03
KIA	CEE D 1.4 CRDI 90CV	SW	0,4341	1,627,70	1,953,24	2,604,32	3,255,40
KIA	CEE D 1.6 CRDI	110CV	0,4478	1,679,09	2,014,91	2,686,54	3,358,18
KIA	CEE D 1.6 CRDI	115CV	0,4501	1,687,80	2,025,36	2,700,48	3,375,60
KIA	CEE D 1.6 CRDI	128CV	0,4666	1,749,65	2,099,58	2,799,44	3,499,30
KIA	CEE D 1.6 CRDI	136CV	0,4673	1,752,26	2,102,72	2,803,62	3,504,53
KIA	CEE D 1.6 CRDI	90CV	0,4348	1,630,59	1,956,71	2,608,94	3,261,18
KIA	CEE D 1.6 CRDI 110CV	ND	0,4350	1,631,21	1,957,46	2,609,94	3,262,43
KIA	CEE D 1.6 CRDI 110CV	SW	0,4548	1,705,53	2,046,63	2,728,84	3,411,05
KIA	CEE D 1.6 CRDI 115CV	S.W.	0,4678	1,754,35	2,105,22	2,806,96	3,508,70
KIA	CEE D 1.6 CRDI 128CV	SW	0,4765	1,787,03	2,144,43	2,859,24	3,574,05
KIA	CEE D 1.6 CRDI 90CV	S.W.	0,4489	1,683,39	2,020,07	2,693,42	3,366,78
KIA	CEE D 2.0 CRDI 140CV	S.W.	0,5406	2,027,35	2,432,82	3,243,76	4,054,70
KIA	OPTIMA 1.7 CRDI	140CV	0,5068	1,900,59	2,280,71	3,040,94	3,801,18
KIA	OPTIMA SW 1.7 CRDI	141CV	0,5139	1,927,25	2,312,70	3,083,60	3,854,50
KIA	RIO 1.1 CRDI	75CV	0,3743	1,403,61	1,684,34	2,245,78	2,807,23
KIA	RIO 1.1 CRDI WGT	75CV	0,3767	1,412,46	1,694,96	2,259,94	2,824,93
KIA	RIO 1.4 CRDI	90CV	0,3952	1,481,84	1,778,21	2,370,94	2,963,68
KIA	RIO 1.4 CRDI WGT	90CV	0,4059	1,522,01	1,826,42	2,435,22	3,044,03
KIA	SORENTO 2.0 CRDI 150CV	2WD	0,6238	2,339,29	2,807,15	3,742,86	4,678,58
KIA	SORENTO 2.0 CRDI 150CV	4WD	0,6354	2,382,79	2,859,35	3,812,46	4,765,58
KIA	SORENTO 2.0 CRDI AWD	150CV	0,6535	2,450,63	2,940,75	3,921,00	4,901,25
KIA	SORENTO 2.2 CRDI 197CV	4WD	0,7271	2,726,60	3,271,92	4,362,56	5,453,20
KIA	SORENTO 2.2 CRDI 2WD	200CV	0,6603	2,476,19	2,971,43	3,961,90	4,952,36
KIA	SORENTO 2.2 CRDI 2WD 197CV	EURO5	0,6423	2,408,64	2,890,37	3,853,82	4,817,28
KIA	SORENTO 2.2 CRDI 4WD 197CV	EURO5	0,6561	2,460,24	2,952,29	3,936,38	4,920,48
KIA	SORENTO 2.2 CRDI AWD	197CV	0,7196	2,698,33	3,237,99	4,317,32	5,396,65
KIA	SORENTO 2.2 CRDI AWD	200CV	0,6966	2,612,43	3,134,91	4,179,88	5,224,85
KIA	SOUL 1.6 CRDI	136CV	0,4609	1,728,19	2,073,83	2,765,10	3,456,38
KIA	SOUL 1.6 CRDI VGT	128CV	0,4740	1,777,46	2,132,96	2,843,94	3,554,93
KIA	SPORTAGE 1.7 CRDI 2WD	115CV	0,4786	1,794,68	2,153,61	2,871,48	3,589,35
KIA	SPORTAGE 1.7 CRDI 2WD	140CV	0,5053	1,894,75	2,273,70	3,031,60	3,789,50
KIA	SPORTAGE 1.7 CRDI VGT	2WD 116CV	0,4947	1,855,00	2,226,00	2,968,00	3,710,00
KIA	SPORTAGE 2.0 CRDI 136CV	4WD	0,5634	2,112,63	2,535,15	3,380,20	4,225,25
KIA	SPORTAGE 2.0 CRDI AWD	136CV	0,5690	2,133,81	2,560,58	3,414,10	4,267,63
KIA	SPORTAGE 2.0 CRDI AWD	185CV	0,5921	2,220,54	2,664,65	3,552,86	4,441,08
KIA	SPORTAGE 2.0/16V CRDI VGT	150CV	0,5786	2,169,59	2,603,51	3,471,34	4,339,18
KIA	SPORTAGE 2.0/16V CRDI VGT 4WD	150CV	0,5944	2,228,93	2,674,71	3,566,28	4,457,85
KIA	SPORTAGE R 2.0 CRDI 184CV	4WD	0,6532	2,449,49	2,939,39	3,919,18	4,898,98
KIA	STONIC 1.8 CRDI	110CV	0,4305	1,614,21	1,937,06	2,582,74	3,228,43
KIA	VENGA 1.4 CRDI	77CV	0,4105	1,539,38	1,847,25	2,463,00	3,078,75
KIA	VENGA 1.4 CRDI	90CV	0,4166	1,562,20	1,874,64	2,499,52	3,124,40
KIA	VENGA 1.4 CRDI 90CV	ND	0,4104	1,538,96	1,846,76	2,462,34	3,077,93
KIA	VENGA 1.6 CRDI	115CV	0,4602	1,725,88	2,071,05	2,761,40	3,451,75
LANCIA	DELTA 1.6 MJT 120CV	MOD.2008	0,5009	1,878,20	2,253,84	3,005,12	3,756,40
LANCIA	DELTA 1.6 MTJ	105CV	0,4730	1,773,64	2,128,37	2,837,82	3,547,28
LANCIA	DELTA 1.9 MJT T-TURBO 190CV	MOD.2008	0,5797	2,173,94	2,608,73	3,478,30	4,347,88
LANCIA	DELTA 2.0 MJT 165CV	MOD.2008	0,5552	2,081,81	2,498,18	3,330,90	4,163,63
LANCIA	MUSA 1.3 MTJ 70CV	MOD.2008	0,4294	1,610,39	1,932,47	2,576,62	3,220,78
LANCIA	MUSA 1.3 MTJ 90CV	MOD.2008	0,4392	1,647,18	1,976,61	2,635,48	3,294,35
LANCIA	MUSA 1.3 MTJ 95CV	EURO5	0,4399	1,649,49	1,979,39	2,639,18	3,298,96
LANCIA	MUSA 1.3 MTJ SES 95CV	EURO5	0,4333	1,624,91	1,949,90	2,599,86	3,249,83
LANCIA	MUSA 1.6 MJT 120CV	EURO 5	0,4720	1,770,16	2,124,20	2,832,26	3,540,33
LANCIA	PHEDRA 2.0 MJT 120CV	5 PORTE	0,6149	2,305,91	2,767,10	3,689,46	4,611,83
LANCIA	PHEDRA 2.0 MJT 136CV	5 PORTE	0,6283	2,356,15	2,827,38	3,769,84	4,712,30
LANCIA	PHEDRA 2.2 MJT	170CV	0,6842	2,565,90	3,079,08	4,105,44	5,131,80
LANCIA	THEMA 3.0 V6 MJET	190CV	0,7528	2,822,86	3,387,44	4,516,58	5,645,73
LANCIA	THEMA 3.0 V6 MJET	239CV	0,7795	2,922,98	3,507,57	4,676,76	5,845,95



**FRINGE BENEFIT 2020 - IMPORTI DAL 1° LUGLIO
AUTOVEICOLI A GASOLIO FUORI PRODUZIONE**

MARCA	MODELLO	SERIE	COSTO KM 15.000 KM	FRINGE BENEFIT ANNUALE (25% CK)	FRINGE BENEFIT ANNUALE (30% CK)	FRINGE BENEFIT ANNUALE (40% CK)	FRINGE BENEFIT ANNUALE (50% CK)
LANCIA	VOYAGER 2,8	163CV	0,7449	2,793,31	3,351,98	4,469,30	5,586,63
LANCIA	VOYAGER 2,8	178CV	0,7542	2,828,35	3,394,02	4,525,36	5,656,70
LANCIA	YPSILON 1,3 MJT	80CV	0,3781	1,417,84	1,701,41	2,288,54	2,835,68
LANCIA	YPSILON 1,3 MJT	95CV	0,3818	1,431,74	1,718,09	2,290,78	2,863,48
LANCIA	YPSILON 1,3 MJT 16V	95CV	0,3855	1,445,53	1,734,63	2,312,84	2,891,05
LANCIA	YPSILON 1,3/16V MJT 75CV	MOD.2008	0,3846	1,442,10	1,730,52	2,307,36	2,884,20
LAND ROVER	DEFENDER 90 2,4 TD4	122CV	0,6585	2,469,41	2,963,30	3,951,06	4,938,83
LAND ROVER	DISCOVERY 5 2,0 TD4	180CV	0,7490	2,808,68	3,370,41	4,493,88	5,617,35
LAND ROVER	DISCOVERY 5 3,0 TD6	250CV	0,8058	3,021,84	3,626,21	4,834,94	6,043,68
LAND ROVER	DISCOVERY SPORT 2,0 TD4	150CV	0,5780	2,167,45	2,600,94	3,467,92	4,334,90
LAND ROVER	DISCOVERY SPORT 2,0 TD4	180CV	0,5963	2,236,20	2,683,44	3,577,92	4,472,40
LAND ROVER	DISCOVERY SPORT 2,2 TD4	150CV	0,6493	2,434,69	2,921,63	3,895,50	4,869,38
LAND ROVER	DISCOVERY SPORT 2,2 TD4	190CV	0,6751	2,531,76	3,038,12	4,050,82	5,063,53
LAND ROVER	DISCOVERY4	3,0 TDV6 211CV	0,8279	3,104,50	3,725,40	4,967,20	6,209,00
LAND ROVER	DISCOVERY4 3,0 SDV6	249CV	0,8463	3,173,61	3,808,34	5,077,78	6,347,23
LAND ROVER	DISCOVERY4 3,0 SDV6	256CV	0,8662	3,248,31	3,897,98	5,197,30	6,496,63
LAND ROVER	DISCOVERY4 3,0 TDV6	211CV	0,7973	2,989,70	3,587,64	4,783,52	5,979,40
LAND ROVER	FREELANDER2 2,2 SD4	190CV	0,6512	2,441,98	2,930,37	3,907,16	4,883,95
LAND ROVER	FREELANDER2 2,2 TD4	150CV	0,6004	2,251,38	2,701,65	3,602,20	4,502,75
LAND ROVER	RANGE ROVER 3,0	249CV	1,0445	3,917,00	4,700,40	6,267,20	7,834,00
LAND ROVER	RANGE ROVER 3,6 TD V8	272CV	1,0712	4,016,98	4,820,37	6,427,16	8,033,95
LAND ROVER	RANGE ROVER 4,4	339CV	1,2008	4,503,04	5,403,65	7,204,86	9,006,08
LAND ROVER	RANGE ROVER 4,4 TDV8 DPF	313CV EURO5	1,0883	4,080,95	4,897,14	6,529,52	8,161,90
LAND ROVER	RANGE ROVER EVOQUE 2,0 ED4	150CV 5 PORTE	0,5822	2,183,35	2,620,02	3,493,36	4,366,70
LAND ROVER	RANGE ROVER EVOQUE 2,0 TD4	150CV 5 PORTE	0,6034	2,262,80	2,715,36	3,620,48	4,525,60
LAND ROVER	RANGE ROVER EVOQUE 2,0 TD4	180CV 3 PORTE	0,6885	2,581,80	3,098,16	4,130,88	5,163,60
LAND ROVER	RANGE ROVER EVOQUE 2,0 TD4	180CV 5 PORTE	0,6413	2,404,78	2,885,73	3,847,64	4,809,55
LAND ROVER	RANGE ROVER EVOQUE 2,2 SD4	190CV	0,6865	2,574,34	3,089,21	4,118,94	5,148,68
LAND ROVER	RANGE ROVER EVOQUE 2,2 TD4	3PORTE 150CV	0,6624	2,483,83	2,980,59	3,974,12	4,967,65
LAND ROVER	RANGE ROVER EVOQUE 2,2 TD4	5PORTE 150CV	0,6567	2,462,49	2,954,99	3,939,98	4,924,98
LAND ROVER	RANGE ROVER EVOQUE CABRIO 2,0 TD4	150CV	0,6905	2,589,28	3,107,13	4,142,84	5,178,55
LAND ROVER	RANGE ROVER SPORT 3,0	292CV	0,9167	3,437,49	4,124,99	5,499,98	6,874,98
LAND ROVER	RANGE ROVER SPORT 3,0 TDV6	256CV	0,9334	3,500,38	4,200,45	5,600,60	7,000,75
LEXUS	IS 200D 2,2	150CV	0,6084	2,281,41	2,737,70	3,650,26	4,562,83
LEXUS	IS 200D 2,2	177CV	0,6440	2,414,88	2,897,85	3,863,80	4,829,75
MASERATI	Ghibli 3,0 D	250CV	0,8644	3,241,55	3,889,86	5,186,48	6,483,10
MASERATI	Ghibli 3,0 D 250CV	EURO5	0,8864	3,323,99	3,988,79	5,318,38	6,647,98
MASERATI	QUATTROPORTE 3,0 D	250CV	0,9938	3,726,64	4,471,97	5,962,62	7,453,28
MAZDA	2 1,5 105CV	MY2015	0,3855	1,445,49	1,734,59	2,312,78	2,890,98
MAZDA	2 1,6 TD 95CV	EURO5	0,4247	1,592,59	1,911,11	2,548,14	3,185,18
MAZDA	3 1,5 SKYACTIVE-D	105CV	0,4387	1,645,29	1,974,35	2,632,46	3,290,58
MAZDA	3 1,6 MZ-CD 115CV	4 PORTE	0,4616	1,731,18	2,077,41	2,769,88	3,462,35
MAZDA	3 1,6 MZ-CD 115CV	5 PORTE	0,4564	1,711,54	2,053,85	2,738,46	3,423,08
MAZDA	3 1,6/16V TD 116CV	EURO 5	0,4569	1,713,29	2,055,95	2,741,26	3,426,58
MAZDA	3 2,2 MZ-CD 115CV	5 PORTE	0,5782	2,168,15	2,601,78	3,469,04	4,336,30
MAZDA	3 2,2 MZ-CD 185CV SPORT	5 PORTE	0,5973	2,239,99	2,687,99	3,583,98	4,479,98
MAZDA	3 2,2 SKYACTIVE-D	150CV	0,5385	2,019,33	2,423,19	3,230,92	4,038,65
MAZDA	3 2,2 SKYACTIVE-D 150CV	ND	0,5220	1,957,53	2,349,03	3,132,04	3,915,05
MAZDA	3 2,2/16V 150CV EURO 5	MOD. 2009	0,5565	2,086,73	2,504,07	3,338,76	4,173,45
MAZDA	3 2,2/16V 185CV EURO 5	MOD. 2009	0,5835	2,188,01	2,625,62	3,500,82	4,376,03
MAZDA	5 1,6	115CV	0,5020	1,882,68	2,259,21	3,012,28	3,765,35
MAZDA	6 2,2 CD 129CV	BERLINA EURO5	0,5581	2,092,81	2,511,38	3,348,50	4,185,63
MAZDA	6 2,2 CD 129CV WAGON	SW EURO5	0,5641	2,115,30	2,538,36	3,384,48	4,230,60
MAZDA	6 2,2 CD 163CV	BERLINA EURO5	0,5874	2,202,81	2,643,38	3,524,50	4,405,63
MAZDA	6 2,2 CD 163CV WAGON	SW EURO5	0,5934	2,225,30	2,670,36	3,560,48	4,450,60
MAZDA	6 2,2 CD 180CV WAGON	SW EURO5	0,6183	2,318,65	2,782,38	3,709,84	4,637,30
MAZDA	6 2,2L	150CV	0,5684	2,131,65	2,557,98	3,410,64	4,263,30
MAZDA	6 2,2L	175CV	0,6350	2,381,30	2,857,56	3,810,08	4,762,60
MAZDA	6 2,2L 175CV	WAGON	0,6359	2,384,60	2,861,52	3,815,36	4,769,20
MAZDA	6 2,2L BERLINA	175CV	0,6025	2,259,20	2,711,04	3,614,72	4,518,40
MAZDA	6 2,2L WAGON	175CV	0,6051	2,269,10	2,722,92	3,630,56	4,538,20



**FRINGE BENEFIT 2020 - IMPORTI DAL 1° LUGLIO
AUTOVEICOLI A GASOLIO FUORI PRODUZIONE**

MARCA	MODELLO	SERIE	COSTO KM 15.000 KM	FRINGE BENEFIT ANNUALE (25% CK)	FRINGE BENEFIT ANNUALE (30% CK)	FRINGE BENEFIT ANNUALE (40% CK)	FRINGE BENEFIT ANNUALE (50% CK)
MAZDA	CX-3 1.5D 4X2	105CV	0.4423	1.658,69	1.990,43	2.653,90	3.317,38
MAZDA	CX-3 1.5D 4X4	105CV	0.4797	1.798,94	2.158,73	2.878,30	3.597,88
MAZDA	CX-3 1.8L SKYACTIVE D	115CV	0.4609	1.728,30	2.073,96	2.765,28	3.456,60
MAZDA	CX-5 2.2L AT SKYACTIV-D 2WD	150CV	0.6132	2.299,54	2.759,45	3.679,26	4.599,08
MAZDA	CX-5 2.2L AT SKYACTIV-D 4WD	150CV	0.6150	2.306,35	2.767,62	3.690,16	4.612,70
MAZDA	CX-5 2.2L SKYACTIV-D 4WD	175CV	0.6169	2.313,45	2.776,14	3.701,52	4.626,90
MAZDA	CX-7 2.2 MZ-CD	173CV	0.6577	2.466,39	2.959,67	3.946,22	4.932,78
MERCEDES	A 160 2.0/16V CDI	82CV	0.5170	1.938,89	2.326,67	3.102,22	3.877,78
MERCEDES	A 160 2.0/16V CDI BLUE EFFICIENCY	82CV	0.4936	1.850,85	2.221,02	2.961,36	3.701,70
MERCEDES	A 160 CDI 1.5	90CV	0.4433	1.662,43	1.994,91	2.659,88	3.324,85
MERCEDES	A 160 D 1.5	90 CV EURO 6	0.4330	1.623,59	1.948,31	2.597,74	3.247,18
MERCEDES	A 180 2.0/16V CDI	109CV	0.5217	1.956,48	2.347,77	3.130,36	3.912,95
MERCEDES	A 180 CDI BLUEEFFICIENCY	109CV EURO5	0.4507	1.690,08	2.028,09	2.704,12	3.380,15
MERCEDES	A 180 D 1.5	109 CV EURO 6	0.4415	1.655,49	1.986,59	2.648,78	3.310,98
MERCEDES	A 200 2.0/16V CDI	140CV	0.5489	2.058,25	2.469,90	3.293,20	4.116,50
MERCEDES	A 200 CDI BLUEEFFICIENCY	136CV EURO5	0.5299	1.987,18	2.384,61	3.179,48	3.974,35
MERCEDES	A 200 D 2.1	136 CV EURO 6	0.5242	1.965,66	2.358,80	3.145,06	3.931,33
MERCEDES	A 200 D 2.1 AUT 4 MATIC	136 CV EURO 6	0.5488	2.058,10	2.469,72	3.292,96	4.116,20
MERCEDES	A 220 CDI BLUEEFFICIENCY	170CV EURO6	0.5995	2.248,13	2.697,75	3.597,00	4.496,25
MERCEDES	A 220 D 2.1 AUT	177 CV EURO 6	0.5539	2.077,09	2.492,51	3.323,34	4.154,18
MERCEDES	A 220 D 2.1 AUT 4 MATIC	177 CV EURO 6	0.5935	2.225,51	2.670,62	3.560,82	4.451,03
MERCEDES	B 160 CDI 1.5	90CV	0.4582	1.718,21	2.061,86	2.749,14	3.436,43
MERCEDES	B 160 D AUT 1.5	90CV	0.4621	1.732,93	2.079,51	2.772,68	3.465,85
MERCEDES	B 180 CDI 1.5	109CV	0.4621	1.732,70	2.079,24	2.772,32	3.465,40
MERCEDES	B 180 D AUT 1.5	109CV	0.4704	1.763,86	2.116,64	2.822,18	3.527,73
MERCEDES	B 200 CDI 2.2 AUT 4MATIC	136CV	0.5960	2.235,01	2.682,02	3.576,02	4.470,03
MERCEDES	B 200 CDI BLUEEFFICIENCY 1.8	136CV	0.5441	2.040,24	2.448,29	3.264,38	4.080,48
MERCEDES	B 220 CDI 2.2 AUT	177CV	0.6061	2.272,90	2.727,48	3.636,64	4.545,80
MERCEDES	B 220 CDI 2.2 AUT 4MATIC	177CV	0.6405	2.401,86	2.882,24	3.842,98	4.803,73
MERCEDES	B 220 CDI AUT 2.2	170CV	0.6156	2.308,50	2.770,20	3.693,60	4.617,00
MERCEDES	B180 CDI 2.0 109CV	EURO5	0.5491	2.059,00	2.470,80	3.294,40	4.118,00
MERCEDES	B180 CDI BLUEEFFICIENCY 1.8	109CV	0.5293	1.984,84	2.381,81	3.175,74	3.969,68
MERCEDES	B200 CDI 2.0 140CV	EURO5	0.5658	2.121,84	2.546,21	3.394,94	4.243,68
MERCEDES	C 180 BLUETEC 1.6 116CV	MY2014	0.4904	1.839,03	2.206,83	2.942,44	3.678,05
MERCEDES	C 180 CDI 2.2	120CV	0.5978	2.241,59	2.689,91	3.586,54	4.483,18
MERCEDES	C 180 CDI 2.2	120CV SW	0.6079	2.279,79	2.735,75	3.647,66	4.559,58
MERCEDES	C 200 BLUETEC 1.6 136CV	MY2014	0.5199	1.949,75	2.339,70	3.119,60	3.899,50
MERCEDES	C 200 CDI BLUEEFFICIENCY 2.1	136CV EURO5	0.6175	2.315,50	2.778,60	3.704,80	4.631,00
MERCEDES	C 200 CDI BLUEEFFICIENCY 2.1	136CV EURO5 SW	0.6273	2.352,36	2.822,84	3.763,78	4.704,73
MERCEDES	C 220 BLUETEC 2.1 170CV	MY2014	0.6158	2.309,24	2.771,09	3.694,78	4.618,48
MERCEDES	C 220 BLUETEC SW 2.1 170CV	MY2014	0.6312	2.366,86	2.840,24	3.786,98	4.733,73
MERCEDES	C 220 CDI 2.2 170CV	COUPÉ	0.6347	2.380,16	2.856,20	3.808,26	4.760,33
MERCEDES	C 220 CDI BLUEEFFICIENCY 2.1	170CV EURO5	0.6294	2.360,16	2.832,20	3.776,26	4.720,33
MERCEDES	C 220 CDI BLUEEFFICIENCY 2.1	170CV EURO5 SW	0.6445	2.416,86	2.900,24	3.866,98	4.833,73
MERCEDES	C 220D 2.1 170CV	CABRIO	0.6832	2.562,04	3.074,45	4.099,26	5.124,08
MERCEDES	C 220D 2.1 4MATIC 170CV	CABRIO	0.7185	2.694,49	3.233,39	4.311,18	5.388,98
MERCEDES	C 220D 2.2 170CV	COUPÉ	0.6189	2.320,91	2.785,10	3.713,46	4.641,83
MERCEDES	C 220D 2.2 170CV 4MATIC	COUPÉ	0.6574	2.465,19	2.958,23	3.944,30	4.930,38
MERCEDES	C 250 BLUETEC SW 2.1 204CV	MY2014	0.6717	2.518,83	3.022,59	4.030,12	5.037,65
MERCEDES	C 250 CDI 2.5 204CV	COUPÉ	0.6645	2.491,86	2.990,24	3.986,98	4.983,73
MERCEDES	C 250 CDI BLUEEFFICIENCY 2.1	204CV EURO5	0.6568	2.462,88	2.955,45	3.940,60	4.925,75
MERCEDES	C 250 CDI BLUEEFFICIENCY 2.1	204CV EURO5 SW	0.6684	2.506,34	3.007,61	4.010,14	5.012,68
MERCEDES	C 250 CDI BLUEEFFICIENCY 2.1 4MATIC	204CV EURO5	0.7167	2.687,74	3.225,29	4.300,38	5.375,48
MERCEDES	C 250 D 2.1 204CV	4MATIC BERLINA	0.6989	2.620,81	3.144,98	4.193,30	5.241,63
MERCEDES	C 250D 2.1 204CV	CABRIO	0.7205	2.701,88	3.242,25	4.323,00	5.403,75
MERCEDES	C 250D 2.2 204CV 4MATIC	COUPÉ	0.6893	2.584,89	3.101,87	4.135,82	5.169,78
MERCEDES	C 250D AUT 2.2	204CV COUPÉ	0.6639	2.489,53	2.987,43	3.983,24	4.979,05
MERCEDES	C 300 CDI BLUEEFFICIENCY 3.0	231CV EURO5 SW	0.7993	2.997,51	3.597,02	4.796,02	5.995,03
MERCEDES	C 300 CDI BLUEEFFICIENCY 3.0	4MATIC 231CV EURO5	0.7886	2.957,31	3.548,78	4.731,70	5.914,63
MERCEDES	C 350 CDI 3.0	265CV	0.7774	2.915,23	3.498,27	4.664,36	5.830,45
MERCEDES	C 350 CDI 3.0	265CV SW	0.7890	2.958,69	3.550,43	4.733,90	5.917,38



**FRINGE BENEFIT 2020 - IMPORTI DAL 1° LUGLIO
AUTOVEICOLI A GASOLIO FUORI PRODUZIONE**

MARCA	MODELLO	SERIE	COSTO KM 15.000 KM	FRINGE BENEFIT ANNUALE (25% CK)	FRINGE BENEFIT ANNUALE (30% CK)	FRINGE BENEFIT ANNUALE (40% CK)	FRINGE BENEFIT ANNUALE (50% CK)
MERCEDES	CLA 180 CDI 1,4	109CV	0,4870	1,826,19	2,191,43	2,921,90	3,652,38
MERCEDES	CLA 180 CDI AUT 1,4	109CV	0,5010	1,878,75	2,254,50	3,006,00	3,757,50
MERCEDES	CLA 200 CDI 1,8	136CV	0,5618	2,106,74	2,528,09	3,370,78	4,213,48
MERCEDES	CLA 200 CDI AUT 1,8	136CV	0,5681	2,130,33	2,556,39	3,408,52	4,260,65
MERCEDES	CLA 200 D 2,1	136CV	0,5954	2,232,80	2,679,36	3,572,48	4,465,60
MERCEDES	CLA 200 D 2,1 4MATIC AUT	136CV	0,6277	2,353,70	2,824,44	3,765,92	4,707,40
MERCEDES	CLA 200 D 2,1 AUT	136CV	0,6033	2,262,33	2,714,79	3,619,72	4,524,85
MERCEDES	CLA 220 CDI 2,1	177CV	0,5981	2,242,85	2,691,42	3,588,56	4,485,70
MERCEDES	CLA 220 CDI 2,1 177CV	SW	0,6013	2,255,05	2,706,06	3,608,08	4,510,10
MERCEDES	CLA 220 CDI AUT 2,2	170CV	0,6190	2,321,14	2,785,37	3,713,82	4,642,28
MERCEDES	CLA 220 D 2,1 AUT	170CV	0,6282	2,355,59	2,826,71	3,768,94	4,711,18
MERCEDES	CLA 220 D 2,1 AUT	170CV 4MATIC	0,6419	2,407,14	2,888,57	3,851,42	4,814,28
MERCEDES	CLC 200 CDI 122CV	SPORTCOUPÉ	0,6295	2,360,76	2,832,92	3,777,22	4,721,53
MERCEDES	CLC 220 CDI 150CV	SPORTCOUPÉ	0,6471	2,426,55	2,911,86	3,882,48	4,853,10
MERCEDES	CLS 250 CDI 2,0 BLUEEFFICIENCY	204CV	0,7974	2,990,43	3,588,51	4,784,68	5,980,85
MERCEDES	CLS 250 D 2,1	204CV	0,7484	2,806,31	3,367,58	4,490,10	5,612,63
MERCEDES	CLS 350 CDI 3,0 BLUEEFFICIENCY	265CV	0,8970	3,363,68	4,036,41	5,381,88	6,727,35
MERCEDES	E 200 BLUETEC 2,1 231CV	SW	0,6234	2,337,65	2,805,18	3,740,24	4,675,30
MERCEDES	E 200 CDI 2,1 136CV BLUEEFFICIENCY	BERLINA	0,6521	2,445,31	2,934,38	3,912,50	4,890,63
MERCEDES	E 200 CDI 2,1 136CV BLUEEFFICIENCY	SW	0,6708	2,515,61	3,016,74	4,024,98	5,031,23
MERCEDES	E 200 CDI BLUETEC 2,1	136CV	0,6284	2,356,36	2,827,64	3,770,18	4,712,73
MERCEDES	E 200 D 2,0 150CV	BERLINA	0,6035	2,263,11	2,715,74	3,620,98	4,526,23
MERCEDES	E 200 D 2,0 150CV	SW	0,6459	2,422,16	2,906,60	3,875,46	4,844,33
MERCEDES	E 220 BLUETEC 2,1 170CV	4MATIC SW	0,6897	2,586,50	3,103,80	4,138,40	5,173,00
MERCEDES	E 220 BLUETEC 2,1 170CV	SW	0,6539	2,452,08	2,942,49	3,923,32	4,904,15
MERCEDES	E 220 CDI 2,1 170CV BLUEEFFICIENCY	BERLINA	0,6838	2,564,15	3,076,98	4,102,64	5,128,30
MERCEDES	E 220 CDI 2,1 170CV BLUEEFFICIENCY	SW	0,7015	2,630,69	3,156,83	4,209,10	5,261,38
MERCEDES	E 220 CDI 2,2 170CV	CABRIO	0,6899	2,587,03	3,104,43	4,139,24	5,174,05
MERCEDES	E 220 CDI 2,2 170CV	COUPÉ	0,6591	2,471,60	2,965,92	3,954,56	4,943,20
MERCEDES	E 220 CDI BLUETEC 2,1	170CV	0,6617	2,481,38	2,977,65	3,970,20	4,962,75
MERCEDES	E 220 CDI BLUETEC 2,1	4MATIC170CV	0,7030	2,636,18	3,163,41	4,217,88	5,272,35
MERCEDES	E 220D 2,0 AUTOSPORT 264CV	BERLINA	0,6628	2,485,31	2,982,38	3,976,50	4,970,63
MERCEDES	E 220D 2,2	170CV CABRIO	0,6744	2,529,00	3,034,80	4,046,40	5,058,00
MERCEDES	E 250 BLUETEC 2,1 204CV	4MATIC SW	0,7035	2,638,29	3,165,95	4,221,26	5,276,58
MERCEDES	E 250 BLUETEC 2,1 204CV	SW	0,6835	2,563,10	3,075,72	4,100,96	5,126,20
MERCEDES	E 250 CDI 2,1 204CV BLUEEFFICIENCY	BERLINA	0,7210	2,703,79	3,244,55	4,326,06	5,407,58
MERCEDES	E 250 CDI 2,1 204CV BLUEEFFICIENCY	SW	0,7396	2,773,60	3,328,32	4,437,76	5,547,20
MERCEDES	E 250 CDI 2,1 204CV BLUEEFFICIENCY 4MATIC	BERLINA	0,7619	2,857,06	3,428,48	4,571,00	5,714,13
MERCEDES	E 250 CDI 2,1 204CV BLUEEFFICIENCY 4MATIC	SW	0,7548	2,830,63	3,396,75	4,529,00	5,661,25
MERCEDES	E 250 CDI 2,2 204CV	CABRIO	0,7152	2,681,91	3,218,30	4,291,06	5,363,83
MERCEDES	E 250 CDI 2,2 204CV	COUPÉ	0,6730	2,523,63	3,026,35	4,037,80	5,047,25
MERCEDES	E 250 CDI BLUE EFFICIENCY	204CV COUPÉ EURO 5	0,7264	2,724,05	3,268,86	4,358,48	5,448,10
MERCEDES	E 250 CDI BLUETEC AUT 2,1	204CV	0,6950	2,606,38	3,127,65	4,170,20	5,212,75
MERCEDES	E 250 CDI BLUETEC AUT 4MATIC 2,1	204CV	0,7314	2,742,93	3,291,51	4,388,68	5,485,85
MERCEDES	E 250D 2,2	204CV CABRIO	0,7009	2,628,55	3,154,26	4,205,68	5,257,10
MERCEDES	E 300 CDI 3,0 231CV BLUEEFFICIENCY	BERLINA	0,8144	3,053,89	3,664,67	4,886,22	6,107,78
MERCEDES	E 300 CDI 3,0 231CV BLUEEFFICIENCY	SW	0,8390	3,146,30	3,775,56	5,034,08	6,292,60
MERCEDES	E 350 BLUETEC 3,0 252CV 4MATIC	SW	0,8348	3,130,49	3,756,59	5,008,78	6,260,98
MERCEDES	E 350 3,0 211CV BLUETEC	BERLINA	0,8403	3,151,30	3,781,56	5,042,08	6,302,60
MERCEDES	E 350 3,0 211CV BLUETEC	SW	0,8632	3,237,04	3,884,45	5,179,26	6,474,08
MERCEDES	E 350 BLUETEC 3,0 252CV	BERLINA	0,8118	3,044,19	3,653,03	4,870,70	6,088,38
MERCEDES	E 350 BLUETEC 3,0 252CV	CABRIO	0,8212	3,079,53	3,695,43	4,927,24	6,159,05
MERCEDES	E 350 BLUETEC 3,0 252CV	COUPÉ	0,7850	2,943,71	3,532,46	4,709,94	5,887,43
MERCEDES	E 350 BLUETEC 3,0 252CV	SW	0,8281	3,105,51	3,726,62	4,968,82	6,211,03
MERCEDES	E 350 BLUETEC 3,0 252CV 4MATIC	BERLINA	0,8286	3,107,35	3,728,82	4,971,76	6,214,70
MERCEDES	E 350 BLUETEC 3,0 258CV	4MATIC SW	0,7765	2,911,71	3,494,06	4,658,74	5,823,43
MERCEDES	E 350 BLUETEC 3,0 258CV	CABRIO	0,7525	2,821,70	3,386,04	4,514,72	5,643,40
MERCEDES	E 350 BLUETEC 3,0 258CV	COUPÉ	0,7281	2,730,48	3,276,57	4,368,76	5,460,95
MERCEDES	E 350 BLUETEC 3,0 258CV	SW	0,7575	2,840,56	3,408,68	4,544,90	5,681,13
MERCEDES	E 350 CDI BLUE EFFICIENCY	231CV COUPÉ EURO 5	0,7986	2,994,70	3,593,64	4,791,52	5,989,40
MERCEDES	E 350 CDI 3,0 265CV BLUEEFFICIENCY	BERLINA	0,8173	3,064,91	3,677,90	4,903,86	6,129,83




**FRINGE BENEFIT 2020 - IMPORTI DAL 1° LUGLIO
AUTOVEICOLI A GASOLIO FUORI PRODUZIONE**

MARCA	MODELLO	SERIE	COSTO KM 15.000 KM	FRINGE BENEFIT ANNUALE (25% CK)	FRINGE BENEFIT ANNUALE (30% CK)	FRINGE BENEFIT ANNUALE (40% CK)	FRINGE BENEFIT ANNUALE (50% CK)
MERCEDES	E 350 CDI 3,0 265CV BLUEEFFICIENCY	SW	0,8594	3,222,59	3,867,11	5,156,14	6,445,18
MERCEDES	E 350 CDI 3,0 265CV BLUEEFFICIENCY 4MATIC	BERLINA	0,8430	3,161,06	3,793,28	5,057,70	6,322,13
MERCEDES	E 350 CDI 3,0 265CV BLUEEFFICIENCY 4MATIC	SW	0,8558	3,209,39	3,851,27	5,135,02	6,418,78
MERCEDES	E 350 CDI BLUETEC AUT 3,0	258CV	0,7940	2,977,51	3,573,02	4,764,02	5,955,03
MERCEDES	E 350 CDI BLUETEC AUT 4MATIC 3,0	258CV	0,8247	3,092,60	3,711,12	4,948,16	6,185,20
MERCEDES	E 350D 3,0 AUTOSPORT 258CV	BERLINA	0,7527	2,822,75	3,387,30	4,516,40	5,645,50
MERCEDES	G 350 BLUETEC 3,0 V6 SW	211CV	1,0438	3,914,36	4,697,24	6,262,98	7,828,73
MERCEDES	G 350D 3,0	245CV SW LUNGA	1,0159	3,809,64	4,571,57	6,095,42	7,619,28
MERCEDES	GL 350 3,0 4MATIC	258CV	0,9677	3,628,86	4,354,64	5,806,18	7,257,73
MERCEDES	GL 350 3,0 BLUETEC 211CV	4MATIC EURO6	1,0268	3,850,34	4,620,41	6,160,54	7,700,68
MERCEDES	GL 350 3,0 CDI BLUEEFFICIENCY 265CV	4MATIC EURO5	1,0181	3,817,70	4,581,24	6,108,32	7,635,40
MERCEDES	GLA 180 CDI 1,5 AUT 109CV	MY2014	0,4999	1,874,74	2,249,69	2,999,58	3,749,48
MERCEDES	GLA 200 CDI 2,1 136CV	MY2014	0,5801	2,175,36	2,610,42	3,480,56	4,350,70
MERCEDES	GLA 200 CDI 2,1 AUT 4MAT 136CV	MY2014	0,6147	2,305,25	2,766,30	3,688,40	4,610,50
MERCEDES	GLA 220 CDI 2,1 AUT 170CV	MY2014	0,6112	2,291,91	2,750,30	3,667,06	4,583,83
MERCEDES	GLA 220 CDI 2,1 AUT 4MAT 170CV	MY2014	0,6325	2,371,98	2,846,37	3,795,16	4,743,95
MERCEDES	GLA 220 D 2,2 AUT	177CV	0,6109	2,290,70	2,748,84	3,665,12	4,581,40
MERCEDES	GLA 220D 2,2 AUT 4MATIC	177CV	0,6355	2,383,09	2,859,71	3,812,94	4,766,18
MERCEDES	GLC 220D 2,1	170CV	0,6695	2,510,66	3,012,80	4,017,06	5,021,33
MERCEDES	GLC 220D 2,2 4MATIC 170CV	COUPÉ	0,7057	2,646,40	3,175,68	4,234,24	5,292,80
MERCEDES	GLC 250D 2,1	204CV	0,6805	2,551,93	3,062,31	4,083,08	5,103,85
MERCEDES	GLC 250D 2,2 4MATIC 204CV	COUPÉ	0,7141	2,677,83	3,213,39	4,284,52	5,355,65
MERCEDES	GLE 250D 2,2	204CV	0,7429	2,785,70	3,342,84	4,457,12	5,571,40
MERCEDES	GLE 250D 4MATIC 2,2	204CV	0,7656	2,870,94	3,445,13	4,593,50	5,741,88
MERCEDES	GLE 350D 3,0 4MATIC	258CV	0,8658	3,246,68	3,896,01	5,194,68	6,493,35
MERCEDES	GLK 200 CDI 2,2	143CV	0,6339	2,377,25	2,852,70	3,803,60	4,754,50
MERCEDES	GLK 200 CDI BLUEEFFICIENCY 143CV	2WD EURO5	0,6479	2,429,70	2,915,64	3,887,52	4,859,40
MERCEDES	GLK 220 CDI 2,2	170CV	0,6572	2,464,36	2,957,24	3,942,98	4,928,73
MERCEDES	GLK 220 CDI 2WD 170CV	EURO5	0,6660	2,497,40	2,996,88	3,995,94	4,994,80
MERCEDES	GLK 220 CDI 4MATIC 170CV	EURO5	0,7092	2,659,55	3,191,46	4,255,28	5,319,10
MERCEDES	GLK 250 2,2 4MATIC	204CV	0,7124	2,671,65	3,205,98	4,274,64	5,343,30
MERCEDES	GLK 250 CDI 4MATIC 204CV	EURO5	0,7239	2,714,64	3,257,57	4,343,42	5,429,28
MERCEDES	GLK 250 CDI 4MATIC 231CV	EURO5	0,8027	3,010,03	3,612,03	4,816,04	6,020,05
MERCEDES	GLK 350 CDI 3,0 4MATIC	265CV	0,7986	2,994,74	3,593,69	4,791,58	5,989,48
MERCEDES	GLS 350D 3,0 4MATIC	258CV	0,9269	3,475,86	4,171,04	5,561,38	6,951,73
MERCEDES	ML 250 BLUETEC 2,1 204CV	EURO6	0,7793	2,922,33	3,506,79	4,675,72	5,844,65
MERCEDES	ML 350 BLUETEC 3,0 258CV	EURO6	0,8769	3,288,53	3,946,23	5,261,64	6,577,05
MERCEDES	R300 CDI 2WD BLUEEFFICIENCY 190CV	MY2010	0,8537	3,201,28	3,841,53	5,122,04	6,402,55
MERCEDES	R350 BLUETEC 4MATIC LUNGA 211CV	MY2010 EURO6	0,9352	3,506,85	4,208,22	5,610,96	7,013,70
MERCEDES	R350 CDI 4MATIC 265CV	MY2010	0,9190	3,446,43	4,135,71	5,514,28	6,892,85
MERCEDES	R350 CDI 4MATIC LUNGA 265CV	MY2010	0,9373	3,514,71	4,217,66	5,623,54	7,029,43
MERCEDES	S 250 CDI BITURBO	204CV	0,9671	3,626,46	4,351,76	5,802,34	7,252,93
MERCEDES	S 350 BLUETEC 3,0 V6 258CV	EURO 6	1,0325	3,871,71	4,646,06	6,194,74	7,743,43
MERCEDES	S 350 BLUETEC 4MATIC 3,0 V6 258CV	EURO 6	1,0820	4,057,34	4,868,81	6,491,74	8,114,68
MERCEDES	S 350D 3,0 V6	258CV	0,9531	3,574,15	4,288,98	5,718,64	7,148,30
MERCEDES	SLC 250D 2,1	204CV	0,6482	2,430,88	2,917,05	3,889,40	4,861,75
MERCEDES	SLK 250 CDI 2,2 BLUEEFFICIENCY	204CV	0,7019	2,632,20	3,158,64	4,211,52	5,264,40
MERCEDES	VANEO 1,7 CDI 91CV	FAMILY	0,5216	1,955,81	2,346,98	3,129,30	3,911,63
MERCEDES	VIANO 2,0 CDI 109CV	4 PORTE	0,6905	2,589,39	3,107,27	4,143,02	5,178,78
MERCEDES	VIANO 2,2 CDI 150CV	4 PORTE	0,6952	2,606,99	3,128,39	4,171,18	5,213,98
MERCEDES	VIANO 2,2 CDI 163CV	PASSO LUNGO	0,7263	2,723,59	3,266,31	4,357,74	5,447,18
MERCEDES	VIANO 3,0 V6 CDI	204CV	0,7478	2,804,43	3,365,31	4,487,08	5,608,85
MERCEDES	VITO 115 CDI	4X4	0,7148	2,680,44	3,216,53	4,288,70	5,360,88
MINI	MINI COOPER 1,6 D	112 CV	0,4455	1,670,80	2,004,96	2,673,28	3,341,60
MINI	MINI COOPER CABRIO 1,5 D	116CV	0,4649	1,743,26	2,091,92	2,789,22	3,486,53
MINI	MINI COOPER D PACEMAN 1,6	111CV	0,4700	1,762,46	2,114,96	2,819,94	3,524,93
MINI	MINI COOPER D PACEMAN 2,0 AUT	111CV	0,5270	1,976,21	2,371,46	3,161,94	3,952,43
MINI	MINI COOPER SD 2,0 170CV	CABRIO	0,5346	2,004,56	2,405,48	3,207,30	4,009,13
MINI	MINI COOPER SD PACEMAN 2,0	143CV	0,5212	1,954,58	2,345,49	3,127,32	3,909,15
MINI	MINI COOPER SD ROADSTAR 2,0 143CV	SPIDER	0,5554	2,082,76	2,499,32	3,332,42	4,165,53
MINI	MINI ONE 1,5D	95CV	0,4105	1,539,39	1,847,27	2,463,02	3,078,78



**FRINGE BENEFIT 2020 - IMPORTI DAL 1° LUGLIO
AUTOVEICOLI A GASOLIO FUORI PRODUZIONE**

MARCA	MODELLO	SERIE	COSTO KM 15.000 KM	FRINGE BENEFIT ANNUALE (25% CK)	FRINGE BENEFIT ANNUALE (30% CK)	FRINGE BENEFIT ANNUALE (40% CK)	FRINGE BENEFIT ANNUALE (50% CK)
MINI	NUOVA MINI COOPER 1,6 PACEMAN	111 CV	0,4747	1.780,29	2.136,35	2.848,46	3.560,58
MINI	NUOVA MINI COOPER CABRIO	1,6 D 112 CV	0,4680	1.754,81	2.105,78	2.807,70	3.509,63
MINI	NUOVA MINI COOPER D 1,6	110CV MOD.2008	0,4498	1.686,61	2.023,94	2.698,58	3.373,23
MINI	NUOVA MINI COOPER D 1,6	CLUBMAN 112 CV	0,4520	1.695,14	2.034,17	2.712,22	3.390,28
MINI	NUOVA MINI COOPER D 1,6 110CV	CLUBMAN	0,4641	1.740,34	2.088,41	2.784,54	3.480,68
MINI	NUOVA MINI COOPER D 1,6 COUNTRYMAN	111CV	0,4525	1.696,79	2.036,15	2.714,86	3.393,58
MINI	NUOVA MINI COOPER D 1,6 COUNTRYMAN	111CV ALL4	0,4767	1.787,53	2.145,03	2.860,04	3.575,05
MINI	NUOVA MINI COOPER D 2,0 COUNTRYMAN	111CV ALL4 AUT	0,5374	2.015,21	2.418,26	3.224,34	4.030,43
MINI	NUOVA MINI COOPER D 2,0 COUNTRYMAN	111CV AUT	0,5228	1.960,31	2.352,38	3.136,50	3.920,63
MINI	NUOVA MINI COOPER D 2,0 PACEMAN	111 CV AUT.	0,5408	2.028,13	2.433,75	3.245,00	4.056,25
MINI	NUOVA MINI COOPER SD 2,0 170CV	MY2014	0,5318	1.994,29	2.393,15	3.190,86	3.988,58
MINI	NUOVA MINI COOPER SD 2,0 COUNTRYMAN	143CV	0,5187	1.945,13	2.334,15	3.112,20	3.890,25
MINI	NUOVA MINI COOPER SD 2,0 COUNTRYMAN	143CV ALL4	0,5291	1.984,08	2.380,89	3.174,52	3.968,15
MINI	NUOVA MINI COOPER SD 2,0 PACEMAN	143 CV	0,5382	2.018,26	2.421,92	3.229,22	4.036,53
MINI	NUOVA MINI ONE CLUBMAN	1,6 D 90 CV	0,4335	1.625,63	1.950,75	2.601,00	3.251,25
MINI	NUOVA MINI ONE D 1,6	90CV	0,4294	1.610,26	1.932,32	2.576,42	3.220,53
MINI	NUOVA MINI ONE D 1,6 COUNTRYMAN	90CV	0,4469	1.675,76	2.010,92	2.681,22	3.351,53
MITSUBISHI	ASX 1,8 DI-D 150CV	EURO5	0,5262	1.973,20	2.367,84	3.157,12	3.946,40
MITSUBISHI	ASX 1,8 DI-D 150CV 4WD	EURO5	0,5477	2.053,91	2.464,70	3.286,26	4.107,83
MITSUBISHI	COLT 1,5 DI-D	95CV	0,3968	1.487,96	1.785,56	2.380,74	2.975,93
MITSUBISHI	GRANDIS 2,0 DI-D	136CV	0,5755	2.157,98	2.589,57	3.452,76	4.315,95
MITSUBISHI	LANCER 2,0 DI-D 4P 140CV	MOD. 2009	0,5459	2.047,11	2.456,54	3.275,38	4.094,23
MITSUBISHI	LANCER 2,0 DI-D SPORTBACK 140CV	MOD. 2009	0,5395	2.023,30	2.427,96	3.237,28	4.046,60
MITSUBISHI	OUTLANDER 2,2 2WD	DI-D 150 CV	0,5652	2.119,58	2.543,49	3.391,32	4.239,15
MITSUBISHI	OUTLANDER 2,2 4WD	DI-D 150CV	0,5930	2.223,69	2.668,43	3.557,90	4.447,38
MITSUBISHI	OUTLANDER 2,2 DI-D	156CV	0,6466	2.424,65	2.909,58	3.879,44	4.849,30
MITSUBISHI	PAJERO 3,2 DI-D 3PORTE	200CV	0,7360	2.759,93	3.311,91	4.415,88	5.519,85
MITSUBISHI	PAJERO 3,2 DI-D 5PORTE	200CV	0,7726	2.897,06	3.476,48	4.635,30	5.794,13
MITSUBISHI	PAJERO 3,2/16V DI-D	160CV 3P. MOD.2007	0,7188	2.695,34	3.234,41	4.312,54	5.390,68
MITSUBISHI	PAJERO 3,2/16V DI-D	160CV 5P. MOD.2007	0,7365	2.761,90	3.314,28	4.419,04	5.523,80
MITSUBISHI	PAJERO 3,2/16V DI-D	170CV 3P. MOD.2007	0,8156	3.058,36	3.670,04	4.893,38	6.116,73
MITSUBISHI	PAJERO 3,2/16V DI-D	170CV 5P. MOD.2007	0,8521	3.195,38	3.834,45	5.112,60	6.390,75
NISSAN	CUBE 1,5 DCI 110CV	EURO5	0,4563	1.711,21	2.053,46	2.737,94	3.422,43
NISSAN	JUKE 1,5 DCI DPF	110CV	0,4334	1.625,26	1.950,32	2.600,42	3.250,53
NISSAN	JUKE 1,5 DCI S&S	110CV	0,4099	1.537,14	1.844,57	2.459,42	3.074,28
NISSAN	MICRA 1,5 DCI	86CV	0,3909	1.466,03	1.759,23	2.345,64	2.932,05
NISSAN	MICRA 1,5 DCI	90CV	0,4040	1.514,88	1.817,85	2.423,80	3.029,75
NISSAN	MURANO 2,5 DCI	190CV	0,7596	2.848,43	3.418,11	4.557,48	5.696,85
NISSAN	NOTE 1,5 DCI	90CV MOD.2013	0,3735	1.400,65	1.680,78	2.241,04	2.801,30
NISSAN	NOTE 1,5 DCI 103CV	5 PORTE	0,4386	1.644,90	1.973,88	2.631,84	3.289,80
NISSAN	NOTE 1,5 DCI 86CV	MY2009	0,4027	1.510,10	1.812,12	2.416,16	3.020,20
NISSAN	PATHFINDER 2,5 DCI	190CV	0,7269	2.725,78	3.270,93	4.361,24	5.451,55
NISSAN	PATHFINDER 2,5 DCI 190CV	MY2013	0,7232	2.712,03	3.254,43	4.339,24	5.424,05
NISSAN	PATHFINDER 2,5 DCI LE	190CV	0,8092	3.034,61	3.641,54	4.855,38	6.069,23
NISSAN	PULSAR 1,5 DCI	110CV	0,4127	1.547,76	1.857,32	2.476,42	3.095,53
NISSAN	QASHQAI 1,5 DCI	106CV	0,4593	1.722,40	2.066,88	2.755,84	3.444,80
NISSAN	QASHQAI 1,5 DCI	110CV MOD.2013	0,4574	1.715,11	2.058,14	2.744,18	3.430,23
NISSAN	QASHQAI 1,5 DCI 110CV	MY2014	0,4294	1.610,30	1.932,36	2.576,48	3.220,60
NISSAN	QASHQAI 1,6 DCI	130CV	0,4771	1.789,00	2.146,80	2.862,40	3.578,00
NISSAN	QASHQAI 1,6 DCI 2WD 131CV	MY2014	0,4780	1.792,35	2.150,82	2.867,76	3.584,70
NISSAN	QASHQAI 1,6 DCI 4WD 131CV	MY2014	0,4976	1.866,11	2.239,34	2.985,78	3.732,23
NISSAN	QASHQAI 2,0 DCI	150CV	0,5453	2.044,74	2.453,69	3.271,58	4.089,48
NISSAN	QASHQAI 2,0 DCI 4WD	150CV	0,5824	2.184,15	2.620,98	3.494,64	4.368,30
NISSAN	QASHQAI+2 1,5 DCI	103CV	0,4804	1.801,64	2.161,97	2.882,62	3.603,28
NISSAN	QASHQAI+2 2,0 DCI	150CV	0,5693	2.134,99	2.561,99	3.415,98	4.269,98
NISSAN	QASHQAI+2 2,0 DCI 4WD AT	150CV	0,6019	2.257,24	2.708,69	3.611,58	4.514,48
NISSAN	X-TRAIL 1,6 DCI 2WD	130CV	0,4990	1.871,29	2.245,55	2.994,06	3.742,58
NISSAN	X-TRAIL 1,6 DCI 4WD	130CV	0,5272	1.977,10	2.372,52	3.163,36	3.954,20
NISSAN	X-TRAIL 2,0 DCI	150CV MOD.2013	0,5932	2.224,35	2.669,22	3.558,96	4.448,70
NISSAN	X-TRAIL 2,0 DCI 150CV	MOD.2007	0,6111	2.291,54	2.749,85	3.666,46	4.583,08
NISSAN	X-TRAIL 2,0 DCI 173CV	MOD.2007	0,6399	2.399,70	2.879,64	3.839,52	4.799,40



**FRINGE BENEFIT 2020 - IMPORTI DAL 1° LUGLIO
AUTOVEICOLI A GASOLIO FUORI PRODUZIONE**

MARCA	MODELLO	SERIE	COSTO KM 15.000 KM	FRINGE BENEFIT ANNUALE (25% CK)	FRINGE BENEFIT ANNUALE (30% CK)	FRINGE BENEFIT ANNUALE (40% CK)	FRINGE BENEFIT ANNUALE (50% CK)
OPEL	AGILA 1.3 CDTI 75CV	MOD,2008	0.4001	1.500,39	1.800,47	2.400,62	3.000,78
OPEL	ANTARA 2.0 CDTI 170CV	4X2	0.5644	2.116,68	2.540,01	3.386,68	4.233,35
OPEL	ANTARA 2.0 CDTI 170CV	4X4	0.5797	2.173,90	2.608,68	3.478,24	4.347,80
OPEL	ANTARA 2.0 CDTI 170CV AUT	4X2	0.5936	2.226,10	2.671,32	3.561,76	4.452,20
OPEL	ANTARA 2.2 CDTI 163CV	4X2	0.5952	2.231,91	2.678,30	3.571,06	4.463,83
OPEL	ANTARA 2.2 CDTI 163CV	4X4	0.6113	2.292,54	2.751,05	3.668,06	4.585,08
OPEL	ANTARA 2.2 CDTI 184CV	4X4	0.6463	2.423,80	2.908,56	3.878,08	4.847,60
OPEL	ASTRA 1.6 CDTI	95 CV EURO 6	0.4264	1.599,05	1.918,86	2.558,48	3.198,10
OPEL	ASTRA 1.6 CDTI S&S	110 CV EURO 6	0.4308	1.615,56	1.938,68	2.584,90	3.231,13
OPEL	ASTRA 1.6 CDTI S&S	136 CV EURO 6	0.4498	1.686,59	2.023,91	2.698,54	3.373,18
OPEL	ASTRA 1.6 CDTI S&S BITURBO	160CV	0.4754	1.782,56	2.139,08	2.852,10	3.565,13
OPEL	ASTRA 1.9/16V CDTI 150CV	COUPÉ/CABRIO	0.5639	2.114,59	2.537,51	3.383,34	4.229,18
OPEL	ASTRA GTC 1.6 CDTI 110CV	MY2017	0.4833	1.812,30	2.174,76	2.899,68	3.624,60
OPEL	ASTRA GTC 1.6 CDTI 136CV	MY2017	0.4955	1.858,18	2.229,81	2.973,08	3.716,35
OPEL	CASCADA 2.0 CDTI 2.0	170CV	0.5803	2.176,16	2.611,40	3.481,86	4.352,33
OPEL	CASCADA 2.0 CDTI BITURBO	195CV	0.6013	2.254,74	2.705,69	3.607,58	4.509,48
OPEL	CASCADA 2.0 CDTI ECOTEC	165CV	0.5892	2.209,38	2.651,25	3.535,00	4.418,75
OPEL	COMBO 1.3 CDTI 75CV	TOUR	0.4143	1.553,76	1.864,52	2.486,02	3.107,53
OPEL	COMBO 1.7 CDTI	101CV TOUR	0.4464	1.673,81	2.008,58	2.678,10	3.347,63
OPEL	CORSA 1.3 CDTI	75CV	0.3725	1.397,04	1.676,45	2.235,26	2.794,08
OPEL	CORSA 1.3 CDTI	95CV	0.3826	1.434,59	1.721,51	2.295,34	2.869,18
OPEL	CORSA 1.3 CDTI 75CV	MY2015	0.3741	1.403,03	1.683,63	2.244,84	2.806,05
OPEL	CORSA 1.3 CDTI 95CV	MY2015	0.3782	1.418,26	1.701,92	2.269,22	2.836,53
OPEL	CORSA 1.7 CDTI	130CV	0.4530	1.698,86	2.038,64	2.718,18	3.397,73
OPEL	CROSSLAND X 1.6D	100CV	0.4230	1.586,26	1.903,52	2.538,02	3.172,53
OPEL	GRANDLAND X 1.6 D	120CV	0.4804	1.801,45	2.161,74	2.882,32	3.602,90
OPEL	INSIGNIA 1.6 CDTI	120CV	0.5167	1.937,58	2.325,09	3.100,12	3.875,15
OPEL	INSIGNIA 1.6 CDTI	136CV	0.5128	1.922,89	2.307,47	3.076,82	3.845,78
OPEL	INSIGNIA 1.6 ST CDTI	120CV SW	0.5199	1.949,58	2.339,49	3.119,32	3.899,15
OPEL	INSIGNIA 1.6 ST CDTI	136CV SW	0.5208	1.952,81	2.343,38	3.124,50	3.905,63
OPEL	INSIGNIA 2.0 BT CDTI 194CV	BERLINA	0.6108	2.290,65	2.748,78	3.665,04	4.581,30
OPEL	INSIGNIA 2.0 BT CDTI 4X4 194CV	BERLINA	0.6267	2.350,16	2.820,20	3.760,26	4.700,33
OPEL	INSIGNIA 2.0 CDTI	131CV	0.5753	2.157,28	2.588,73	3.451,64	4.314,55
OPEL	INSIGNIA 2.0 CDTI	140CV	0.5386	2.019,80	2.423,76	3.231,68	4.039,60
OPEL	INSIGNIA 2.0 CDTI 130CV AUT	BERLINA EURO 5	0.5616	2.105,86	2.527,04	3.369,38	4.211,73
OPEL	INSIGNIA 2.0 CDTI 130CV AUT	S.W. EURO 5	0.5693	2.134,98	2.561,97	3.415,96	4.269,95
OPEL	INSIGNIA 2.0 CDTI 130CV MAN	BERLINA EURO5	0.5535	2.075,46	2.490,56	3.320,74	4.150,93
OPEL	INSIGNIA 2.0 CDTI 130CV MAN	S.W. EURO5	0.5628	2.110,44	2.532,53	3.376,70	4.220,88
OPEL	INSIGNIA 2.0 CDTI 160CV	BERLINA EURO 5	0.5734	2.150,29	2.580,35	3.440,46	4.300,58
OPEL	INSIGNIA 2.0 CDTI 160CV	S.W. EURO 5	0.5893	2.209,76	2.651,72	3.535,62	4.419,53
OPEL	INSIGNIA 2.0 CDTI S&S	170CV	0.5752	2.157,13	2.588,55	3.451,40	4.314,25
OPEL	INSIGNIA 2.0 CDTI S&S 4X4	170CV	0.6048	2.268,06	2.721,68	3.628,90	4.536,13
OPEL	INSIGNIA 2.0 ST CDTI S&S	170CV SW	0.5841	2.190,39	2.628,47	3.504,62	4.380,78
OPEL	INSIGNIA 2.0 ST CDTI S&S 4X4	170CV SW	0.6146	2.304,63	2.765,55	3.687,40	4.609,25
OPEL	INSIGNIA ST 1.6 CDTI	110CV SW	0.5148	1.930,45	2.316,54	3.088,72	3.860,90
OPEL	INSIGNIA ST 1.6 CDTI S&S	136CV SW	0.5282	1.980,91	2.377,10	3.169,46	3.961,83
OPEL	INSIGNIA ST 2.0 BITURBO CDTI S&S	209CV SW	0.6668	2.500,43	3.000,51	4.000,68	5.000,85
OPEL	INSIGNIA ST 2.0 BT CDTI 194CV	SW	0.6174	2.315,28	2.778,33	3.704,44	4.630,55
OPEL	INSIGNIA ST 2.0 BT CDTI 4X4 194CV	SW	0.6432	2.412,00	2.894,40	3.859,20	4.824,00
OPEL	INSIGNIA ST 2.0 CDTI	131CV SW	0.5804	2.176,39	2.611,67	3.482,22	4.352,78
OPEL	INSIGNIA ST 2.0 CDTI	140CV SW	0.5437	2.038,88	2.446,65	3.262,20	4.077,75
OPEL	INSIGNIA ST 2.0 CDTI	160CV	0.5758	2.159,40	2.591,28	3.455,04	4.318,80
OPEL	INSIGNIA ST 2.0 CDTI	160CV SW	0.5927	2.222,59	2.667,11	3.556,14	4.445,18
OPEL	INSIGNIA ST 2.0 CDTI	163CV SW	0.5770	2.163,69	2.596,43	3.461,90	4.327,38
OPEL	INSIGNIA ST 2.0 CDTI 4X4	163CV SW	0.6074	2.277,76	2.733,32	3.644,42	4.555,53
OPEL	INSIGNIA ST 2.0 CDTI S&S	170CV SW	0.5765	2.161,94	2.594,33	3.459,10	4.323,88
OPEL	MERIVA 1.3 CDTI 75CV	EURO5	0.4260	1.597,36	1.916,84	2.555,78	3.194,73
OPEL	MERIVA 1.3 CDTI 95CV	EURO5	0.4413	1.655,03	1.986,03	2.648,04	3.310,05
OPEL	MERIVA 1.6 CDTI S&S	95CV	0.4342	1.628,29	1.953,95	2.605,26	3.256,58
OPEL	MERIVA 1.6 CDTI S&S 110CV	EURO6	0.4450	1.668,83	2.002,59	2.670,12	3.337,65
OPEL	MERIVA 1.6 CDTI S&S 136CV	EURO6	0.4560	1.710,06	2.052,08	2.736,10	3.420,13



**FRINGE BENEFIT 2020 - IMPORTI DAL 1° LUGLIO
AUTOVEICOLI A GASOLIO FUORI PRODUZIONE**

MARCA	MODELLO	SERIE	COSTO KM 15.000 KM	FRINGE BENEFIT ANNUALE (25% CK)	FRINGE BENEFIT ANNUALE (30% CK)	FRINGE BENEFIT ANNUALE (40% CK)	FRINGE BENEFIT ANNUALE (50% CK)
OPEL	MERIVA 1.7 CDTI 100CV AUT.	EURO5	0.5213	1.954,86	2.345,84	3.127,78	3.909,73
OPEL	MERIVA 1.7 CDTI 110CV	EURO5	0.4880	1.830,05	2.196,06	2.928,08	3.660,10
OPEL	MOKKA 1.6 CDTI 110CV	4X2	0.4650	1.743,81	2.092,58	2.790,10	3.487,63
OPEL	MOKKA 1.6 CDTI ECOTEC	136CV 4X2	0.4710	1.766,18	2.119,41	2.825,88	3.532,35
OPEL	MOKKA 1.6 CDTI ECOTEC	136CV 4X4	0.4879	1.829,70	2.195,64	2.927,52	3.659,40
OPEL	MOKKA 1.7 CDTI ECOTEC	130CV 4X2	0.4860	1.822,31	2.186,78	2.915,70	3.644,63
OPEL	MOKKA 1.7 CDTI ECOTEC	130CV 4X4	0.5033	1.887,20	2.264,64	3.019,52	3.774,40
OPEL	NUOVA ASTRA 1.3 CDTI 95CV	EURO5	0.4296	1.610,98	1.933,17	2.577,56	3.221,95
OPEL	NUOVA ASTRA 1.6 CDTI	110CV	0.4647	1.742,70	2.091,24	2.788,32	3.485,40
OPEL	NUOVA ASTRA 1.6 CDTI	136CV	0.4619	1.732,05	2.078,46	2.771,28	3.464,10
OPEL	NUOVA ASTRA 1.7 CDTI 110CV	EURO5	0.4634	1.737,91	2.085,50	2.780,66	3.475,83
OPEL	NUOVA ASTRA 1.7 CDTI 125CV	EURO5	0.4803	1.801,08	2.161,29	2.881,72	3.602,15
OPEL	NUOVA ASTRA 1.7 CDTI GTC	110CV	0.4633	1.737,53	2.085,03	2.780,04	3.475,05
OPEL	NUOVA ASTRA 1.7 CDTI GTC	130CV	0.4714	1.767,58	2.121,09	2.828,12	3.535,15
OPEL	NUOVA ASTRA 2.0 CDTI	165CV	0.5145	1.929,51	2.315,42	3.087,22	3.859,03
OPEL	NUOVA ASTRA 2.0 CDTI 160CV	EURO5	0.5385	2.019,28	2.423,13	3.230,84	4.038,55
OPEL	NUOVA ASTRA ST 1.3 CDTI	95CV S.W.	0.4337	1.626,38	1.951,65	2.602,20	3.252,75
OPEL	NUOVA ASTRA ST 1.6 CDTI	110CV SW	0.4497	1.686,23	2.023,47	2.697,96	3.372,45
OPEL	NUOVA ASTRA ST 1.6 CDTI	136CV SW	0.4637	1.738,98	2.086,77	2.782,36	3.477,95
OPEL	NUOVA ASTRA ST 1.7 CDTI	110CV S.W.	0.4786	1.794,79	2.153,75	2.871,66	3.589,58
OPEL	NUOVA ASTRA ST 1.7 CDTI	110CV SW	0.4560	1.709,96	2.051,96	2.735,94	3.419,93
OPEL	NUOVA ASTRA ST 1.7 CDTI	125CV S.W.	0.4914	1.842,93	2.211,51	2.948,68	3.685,85
OPEL	NUOVA ASTRA ST 1.7 CDTI	130CV SW	0.4868	1.825,33	2.190,39	2.920,52	3.650,65
OPEL	NUOVA ASTRA ST 2.0 CDTI	160CV S.W.	0.5586	2.094,76	2.513,72	3.351,62	4.189,53
OPEL	NUOVA ASTRA ST 2.0 CDTI	165CV SW	0.5315	1.993,00	2.391,60	3.188,80	3.986,00
OPEL	TIGRA 1.3 CDTI 70CV	SPIDER/COUPÉ	0.4411	1.654,29	1.985,15	2.646,86	3.308,58
OPEL	VIVARO 2.0 CDTI 120	114CV COMBI	0.6345	2.379,44	2.855,33	3.807,10	4.758,88
OPEL	VIVARO 2.0 CDTI 90	90CV COMBI	0.6205	2.326,89	2.792,27	3.723,02	4.653,78
OPEL	VIVARO 2.5 CDTI 150	146CV COMBI	0.6801	2.550,29	3.060,35	4.080,46	5.100,58
OPEL	ZAFIRA 1.6 CDTI 120CV	MY2017	0.5141	1.927,91	2.313,50	3.084,66	3.855,83
OPEL	ZAFIRA 1.6 CDTI 134CV	MY2017	0.5130	1.923,60	2.308,32	3.077,76	3.847,20
OPEL	ZAFIRA 1.7 CDTI	110CV ONE	0.4966	1.862,39	2.234,87	2.979,82	3.724,78
OPEL	ZAFIRA 1.7 CDTI	125CV ONE	0.5025	1.884,44	2.261,33	3.015,10	3.768,88
OPEL	ZAFIRA 2.0 CDTI 130CV	MY2017	0.5705	2.139,53	2.567,43	3.423,24	4.279,05
OPEL	ZAFIRA 2.0 CDTI 170CV	MY2017	0.5594	2.097,61	2.517,14	3.356,18	4.195,23
OPEL	ZAFIRA TOURER 1.6 CDTI	120CV	0.4829	1.810,70	2.172,84	2.897,12	3.621,40
OPEL	ZAFIRA TOURER 1.6 CDTI	136CV	0.4819	1.806,98	2.168,37	2.891,16	3.613,95
OPEL	ZAFIRA TOURER 2.0 CDTI	110CV	0.5519	2.069,80	2.483,76	3.311,68	4.139,60
OPEL	ZAFIRA TOURER 2.0 CDTI	130CV	0.5603	2.101,21	2.521,46	3.361,94	4.202,43
OPEL	ZAFIRA TOURER 2.0 CDTI	131CV	0.5679	2.129,55	2.555,46	3.407,28	4.259,10
OPEL	ZAFIRA TOURER 2.0 CDTI AUT	170CV	0.5800	2.175,04	2.610,05	3.480,06	4.350,08
OPEL	ZAFIRA TOURER 2.0 CDTI AUT.	165CV	0.6081	2.280,48	2.736,57	3.648,76	4.560,95
OPEL	ZAFIRA TOURER 2.0 CDTI S&S	170CV	0.5549	2.080,88	2.497,05	3.329,40	4.161,75
OPEL	ZAFIRA TOURER 2.0 CDTI S.&S.	165CV	0.5714	2.142,58	2.571,09	3.428,12	4.285,15
PEUGEOT	2008 1.4 8V HDI	68CV	0.3927	1.472,71	1.767,26	2.356,34	2.945,43
PEUGEOT	2008 1.6 8V E-HDI 92CV	S&S	0.4258	1.596,80	1.916,16	2.554,88	3.193,60
PEUGEOT	2008 1.6 BLUEHDI	75CV	0.4014	1.505,09	1.806,11	2.408,14	3.010,18
PEUGEOT	2008 1.6 E-HDI	115CV	0.4458	1.671,90	2.006,28	2.675,04	3.343,80
PEUGEOT	206 1.4 HDI FAP 68CV	EURO5	0.3809	1.428,28	1.713,93	2.285,24	2.856,55
PEUGEOT	207 1.4 HDI FAP 68CV	EURO5	0.3862	1.448,31	1.737,98	2.317,30	2.896,63
PEUGEOT	207 1.6 16V HDI FAP 112CV	EURO5	0.4477	1.678,83	2.014,59	2.686,12	3.357,65
PEUGEOT	207 1.6 16V HDI FAP 92CV	EURO5	0.4295	1.610,76	1.932,92	2.577,22	3.221,53
PEUGEOT	207 1.6 HDI 112CV	S.W. EURO5	0.4558	1.709,30	2.051,16	2.734,88	3.418,60
PEUGEOT	207 1.6 HDI 92CV	S.W. EURO5	0.4333	1.625,04	1.950,05	2.600,06	3.250,08
PEUGEOT	207 1.6/16V HDI 110CV	COUPÉ-CABRIO	0.4863	1.823,80	2.188,56	2.918,08	3.647,60
PEUGEOT	207 1.6/16V HDI 90CV	BERLINA	0.4476	1.678,53	2.014,23	2.685,64	3.357,05
PEUGEOT	208 1.4 8V E-HDI	68CV S&S	0.3877	1.453,81	1.744,58	2.326,10	2.907,63
PEUGEOT	208 1.4 8V HDI	68CV	0.3760	1.409,93	1.691,91	2.255,88	2.819,85
PEUGEOT	208 1.6 8V E-HDI	115CV S&S	0.4364	1.636,33	1.963,59	2.618,12	3.272,65
PEUGEOT	208 1.6 8V E-HDI	92CV S&S	0.4190	1.571,19	1.885,43	2.513,90	3.142,38
PEUGEOT	208 1.6 BLUEHDI	100 CV S&S	0.4018	1.506,65	1.807,98	2.410,64	3.013,30




**FRINGE BENEFIT 2020 - IMPORTI DAL 1° LUGLIO
AUTOVEICOLI A GASOLIO FUORI PRODUZIONE**

MARCA	MODELLO	SERIE	COSTO KM 15.000 KM	FRINGE BENEFIT ANNUALE (25% CK)	FRINGE BENEFIT ANNUALE (30% CK)	FRINGE BENEFIT ANNUALE (40% CK)	FRINGE BENEFIT ANNUALE (50% CK)
PEUGEOT	208 1.6 BLUEHDI	120CV	0,4286	1,607,23	1,928,67	2,571,56	3,214,45
PEUGEOT	208 1.6 BLUEHDI	75 CV	0,3866	1,449,69	1,739,63	2,319,50	2,899,38
PEUGEOT	3008 1.6 8V E-HDI	112CV	0,4916	1,843,49	2,212,19	2,949,58	3,686,98
PEUGEOT	3008 1.6 8V E-HDI	115CV	0,4858	1,821,76	2,186,12	2,914,82	3,643,53
PEUGEOT	3008 1.6 8V E-HDI ETG6	115CV	0,4986	1,869,88	2,243,85	2,991,80	3,739,75
PEUGEOT	3008 1.6 8V HDI	112CV	0,5024	1,884,10	2,260,92	3,014,56	3,768,20
PEUGEOT	3008 1.6 8V HDI	115CV	0,4773	1,789,85	2,147,82	2,863,76	3,579,70
PEUGEOT	3008 1.6 BLUEHDI	120CV	0,4656	1,746,16	2,095,40	2,793,86	3,492,33
PEUGEOT	3008 1.6 BLUEHDI 120CV	MY2016	0,4836	1,813,40	2,176,08	2,901,44	3,626,80
PEUGEOT	3008 1.6 HDI	110CV	0,5108	1,915,66	2,298,80	3,065,06	3,831,33
PEUGEOT	3008 2.0 BLUEHDI	150CV	0,4981	1,867,90	2,241,48	2,988,64	3,735,80
PEUGEOT	3008 2.0 BLUEHDI 150CV	MY2016	0,5241	1,965,24	2,358,29	3,144,38	3,930,48
PEUGEOT	3008 2.0 BLUEHDI 180CV	MY2016	0,5841	2,190,39	2,628,47	3,504,62	4,380,78
PEUGEOT	3008 2.0 HDI	150CV	0,5695	2,135,76	2,562,92	3,417,22	4,271,53
PEUGEOT	3008 2.0 HDI	163CV	0,6101	2,287,85	2,745,42	3,660,56	4,575,70
PEUGEOT	3008 2.0 HDI 150CV	EURO5	0,5706	2,139,69	2,567,63	3,423,50	4,279,38
PEUGEOT	3008 2.0 HDI 163CV	AUT. EURO5	0,6146	2,304,63	2,765,55	3,687,40	4,609,25
PEUGEOT	308 1.6 8V E-HDI 115CV	S&S SW	0,4564	1,711,65	2,053,98	2,738,64	3,423,30
PEUGEOT	308 1.6 8V E-HDI 115CV	S&S MOD.2013	0,4402	1,650,89	1,981,07	2,641,42	3,301,78
PEUGEOT	308 1.6 8V E-HDI 115CV	SW	0,4446	1,667,20	2,000,64	2,667,52	3,334,40
PEUGEOT	308 1.6 8V HDI 92CV	MOD.2013	0,4282	1,605,59	1,926,71	2,568,94	3,211,18
PEUGEOT	308 1.6 8V HDI 92CV	SW	0,4380	1,642,46	1,970,96	2,627,94	3,284,93
PEUGEOT	308 1.6 BLUEHDI	100CV	0,4204	1,576,38	1,891,65	2,522,20	3,152,75
PEUGEOT	308 1.6 BLUEHDI	100CV SW	0,4252	1,594,40	1,913,28	2,551,04	3,188,80
PEUGEOT	308 1.6 BLUEHDI 120CV	EURO 6	0,4313	1,617,55	1,941,06	2,588,08	3,235,10
PEUGEOT	308 1.6 BLUEHDI 120CV SW	EURO 6	0,4379	1,642,18	1,970,61	2,627,48	3,284,35
PEUGEOT	308 1.6 HDI 112CV	EURO5	0,4519	1,694,51	2,033,42	2,711,22	3,389,03
PEUGEOT	308 1.6 HDI 112CV	S.W. EURO5	0,4617	1,731,30	2,077,56	2,770,08	3,462,60
PEUGEOT	308 1.6 HDI FAP 112CV	CC EURO5	0,5204	1,951,54	2,341,85	3,122,46	3,903,08
PEUGEOT	308 1.6 HDI FAP 92CV	EURO5	0,4431	1,661,50	1,993,80	2,658,40	3,323,00
PEUGEOT	308 1.6 HDI FAP 92CV	S.W. EURO5	0,4546	1,704,84	2,045,81	2,727,74	3,409,68
PEUGEOT	308 2.0 BLUEHDI	150CV	0,4993	1,872,21	2,246,66	2,995,54	3,744,43
PEUGEOT	308 2.0 BLUEHDI	180CV	0,5491	2,059,19	2,471,03	3,294,70	4,118,38
PEUGEOT	308 2.0 BLUEHDI 150CV	SW	0,5041	1,890,24	2,268,29	3,024,38	3,780,48
PEUGEOT	308 2.0 HDI FAP 140CV	CC EURO5	0,5930	2,223,84	2,668,61	3,558,14	4,447,68
PEUGEOT	308 2.0 HDI FAP 140CV	EURO5	0,5298	1,986,68	2,384,01	3,178,68	3,973,35
PEUGEOT	308 2.0 HDI FAP 140CV	S.W. EURO5	0,5479	2,054,63	2,465,55	3,287,40	4,109,25
PEUGEOT	308 2.0 HDI FAP 163CV	CC EURO5	0,6202	2,325,84	2,791,01	3,721,34	4,651,68
PEUGEOT	4007 2.2 HDI 156CV	EURO5	0,6503	2,438,74	2,926,49	3,901,98	4,877,48
PEUGEOT	407 2.0 HDI FAP 163CV	COUPÉ EURO5	0,6338	2,376,60	2,851,92	3,802,56	4,753,20
PEUGEOT	407 3.0 V6 24V HDI 241CV	COUPÉ	0,7639	2,864,54	3,437,45	4,583,26	5,729,08
PEUGEOT	5008 1.6 16V HDI	110CV	0,5013	1,880,03	2,256,03	3,008,04	3,760,05
PEUGEOT	5008 1.6 8V E-HDI S&S ETG6	115CV	0,4924	1,846,68	2,216,01	2,954,68	3,693,35
PEUGEOT	5008 1.6 8V HDI	115CV	0,4898	1,836,80	2,204,16	2,938,88	3,673,60
PEUGEOT	5008 1.6 BLUEHDI	120CV	0,4711	1,766,75	2,120,10	2,826,80	3,533,50
PEUGEOT	5008 1.6 BLUEHDI 120CV	MOD 2017	0,4886	1,832,14	2,198,57	2,931,42	3,664,28
PEUGEOT	5008 1.6 E-HDI 115CV	S&S	0,4995	1,873,15	2,247,78	2,997,04	3,746,30
PEUGEOT	5008 2.0 16V HDI 150CV	EURO 5	0,5668	2,125,51	2,550,62	3,400,82	4,251,03
PEUGEOT	5008 2.0 BLUEHDI	150CV	0,4999	1,874,61	2,249,54	2,999,38	3,749,23
PEUGEOT	5008 2.0 BLUEHDI 150CV	MOD 2017	0,5674	2,127,69	2,553,23	3,404,30	4,255,38
PEUGEOT	5008 2.0 BLUEHDI 180CV	MOD 2017	0,6030	2,261,36	2,713,64	3,618,18	4,522,73
PEUGEOT	5008 2.0 HDI	163CV	0,5952	2,232,05	2,678,46	3,571,28	4,464,10
PEUGEOT	508 1.6 8V E-HDI 115 CV	S&S	0,4886	1,832,10	2,198,52	2,931,36	3,664,20
PEUGEOT	508 1.6 8V E-HDI S&S ETG6	115CV	0,4890	1,833,70	2,200,44	2,933,92	3,667,40
PEUGEOT	508 1.6 8V E-HDI S&S ETG6	115CV SW	0,4936	1,850,94	2,221,13	2,961,50	3,701,88
PEUGEOT	508 1.6 BLUEHDI	120CV	0,5061	1,897,86	2,277,44	3,036,58	3,795,73
PEUGEOT	508 1.6 HDI FAP	112CV	0,4984	1,868,81	2,242,58	2,990,10	3,737,63
PEUGEOT	508 2.0 BLUEHDI	150CV	0,5384	2,018,91	2,422,70	3,230,26	4,037,83
PEUGEOT	508 2.0 BLUEHDI	180CV	0,5714	2,142,70	2,571,24	3,428,32	4,285,40
PEUGEOT	508 2.0 HDI FAP	140CV	0,5551	2,081,70	2,498,04	3,330,72	4,163,40
PEUGEOT	508 2.0 HDI FAP	163CV	0,5878	2,204,26	2,645,12	3,526,82	4,408,53



**FRINGE BENEFIT 2020 - IMPORTI DAL 1° LUGLIO
AUTOVEICOLI A GASOLIO FUORI PRODUZIONE**

MARCA	MODELLO	SERIE	COSTO KM 15.000 KM	FRINGE BENEFIT ANNUALE (25% CK)	FRINGE BENEFIT ANNUALE (30% CK)	FRINGE BENEFIT ANNUALE (40% CK)	FRINGE BENEFIT ANNUALE (50% CK)
PEUGEOT	508 2.2 HDI FAP	204CV	0.6867	2.575,06	3.090,08	4.120,10	5.150,13
PEUGEOT	508 SW 1.6 BLUEHDI 120CV	EURO 6	0.5090	1.908,85	2.290,62	3.054,16	3.817,70
PEUGEOT	508 SW 1.6 E-HDI 115 CV	S&S	0.4932	1.849,49	2.219,39	2.959,18	3.698,98
PEUGEOT	508 SW 1.6 HDI FAP	112CV	0.5031	1.886,80	2.264,16	3.018,88	3.773,60
PEUGEOT	508 SW 1.6E HDI	115CV	0.5087	1.907,54	2.289,05	3.052,06	3.815,08
PEUGEOT	508 SW 2.0 BLUEHDI 150CV	EURO 6	0.5650	2.118,74	2.542,49	3.389,98	4.237,48
PEUGEOT	508 SW 2.0 BLUEHDI 180CV	EURO 6	0.6070	2.276,43	2.731,71	3.642,28	4.552,85
PEUGEOT	508 SW 2.0 HDI	140CV	0.5617	2.106,35	2.527,62	3.370,16	4.212,70
PEUGEOT	508 SW 2.0 HDI	163V	0.5813	2.179,94	2.615,93	3.487,90	4.359,88
PEUGEOT	508 SW 2.0 HDI FAP	140CV	0.5598	2.099,09	2.518,91	3.358,54	4.198,18
PEUGEOT	508 SW 2.0 HDI FAP	163CV	0.5956	2.233,60	2.680,32	3.573,76	4.467,20
PEUGEOT	508 SW 2.2 HDI FAP	204CV	0.6945	2.604,43	3.125,31	4.167,08	5.208,85
PEUGEOT	607 2.7 V6 24V HDI FAP	204CV	0.7948	2.980,59	3.576,71	4.768,94	5.961,18
PEUGEOT	807 2.0 HDI FAP 136CV	EURO5	0.6081	2.280,45	2.736,54	3.648,72	4.560,90
PEUGEOT	807 2.0 HDI FAP 163CV	AUTOMATIC EURO5	0.6548	2.455,53	2.946,63	3.928,84	4.911,05
PEUGEOT	807 2.0 HDI FAP 163CV	EURO5	0.6208	2.328,06	2.793,68	3.724,90	4.656,13
PEUGEOT	PARTNER TEPEE 1.6 E-HDI	92CV S&S	0.4526	1.697,18	2.036,61	2.715,48	3.394,35
PEUGEOT	PARTNER TEPEE 1.6 HDI	112CV EURO5	0.4707	1.765,24	2.118,29	2.824,38	3.530,48
PEUGEOT	PARTNER TEPEE 1.6 HDI	75CV EURO5	0.4460	1.672,50	2.007,00	2.676,00	3.345,00
PEUGEOT	PARTNER TEPEE 1.6 HDI	92CV EURO5	0.4465	1.674,53	2.009,43	2.679,24	3.349,05
PEUGEOT	RCZ 2.0 16V HDI	163CV	0.5888	2.207,85	2.649,42	3.532,56	4.415,70
PORSCHE	CAYENNE 3.0 D V6	250CV	0.9180	3.442,59	4.131,11	5.508,14	6.885,18
PORSCHE	CAYENNE 4.1 S D V8	385CV	1.0609	3.978,50	4.774,20	6.365,60	7.957,00
PORSCHE	CAYENNE DIESEL 3.0	245CV	0.9158	3.434,14	4.120,97	5.494,62	6.868,28
PORSCHE	MACAN 3.0 S	250CV	0.8760	3.285,14	3.942,17	5.256,22	6.570,28
PORSCHE	PANAMERA 3.0 250CV	DIESEL	1.0107	3.790,14	4.548,17	6.064,22	7.580,28
PORSCHE	PANAMERA 3.0 DIESEL	300CV	1.0135	3.800,46	4.560,56	6.080,74	7.600,93
PORSCHE	PANAMERA DIESEL 3.0	250CV	1.0302	3.863,26	4.635,92	6.181,22	7.726,53
RENAULT	CAPTUR 1.5 DCI 8V	110CV	0.4156	1.558,39	1.870,07	2.493,42	3.116,78
RENAULT	CAPTUR 1.5 DCI 8V	90CV	0.3949	1.480,78	1.776,93	2.369,24	2.961,55
RENAULT	CLIO 1.5 DCI	75CV	0.3779	1.416,96	1.700,36	2.267,14	2.833,93
RENAULT	CLIO 1.5 DCI	90CV	0.3779	1.416,96	1.700,36	2.267,14	2.833,93
RENAULT	CLIO 1.5 DCI 105CV	BERLINA	0.4307	1.615,23	1.938,27	2.584,36	3.230,45
RENAULT	CLIO 1.5 DCI 105CV SPORTOUR	SW	0.4418	1.656,75	1.988,10	2.650,80	3.313,50
RENAULT	CLIO 1.5 DCI 65CV	BERLINA	0.3910	1.466,34	1.759,61	2.346,14	2.932,68
RENAULT	CLIO 1.5 DCI 65CV SPORTOUR	SW	0.3996	1.498,68	1.798,41	2.397,88	2.997,35
RENAULT	CLIO 1.5 DCI 75CV	5P	0.3743	1.403,61	1.684,34	2.245,78	2.807,23
RENAULT	CLIO 1.5 DCI 75CV	SPORTOUR SW	0.3975	1.490,68	1.788,81	2.385,08	2.981,35
RENAULT	CLIO 1.5 DCI 85CV CONFORT	BERLINA	0.4058	1.521,80	1.826,16	2.434,88	3.043,60
RENAULT	CLIO 1.5 DCI 85CV DYNAMIQUE	BERLINA	0.4030	1.511,10	1.813,32	2.417,76	3.022,20
RENAULT	CLIO 1.5 DCI 85CV SPORTOUR	SW	0.4107	1.540,15	1.848,18	2.464,24	3.080,30
RENAULT	CLIO 1.5 DCI 8V	110CV	0.3966	1.487,09	1.784,51	2.379,34	2.974,18
RENAULT	CLIO 1.5 DCI 8V	75CV	0.3760	1.409,85	1.691,82	2.255,76	2.819,70
RENAULT	CLIO 1.5 DCI 8V	90CV S&S	0.3956	1.483,60	1.780,32	2.373,76	2.967,20
RENAULT	CLIO 1.5 DCI 90CV	5P	0.3818	1.431,65	1.717,98	2.290,64	2.863,30
RENAULT	CLIO SPORTER 1.5 DCI	75CV SW	0.3893	1.459,78	1.751,73	2.335,64	2.919,55
RENAULT	CLIO SPORTER 1.5 DCI	90CV SW	0.3988	1.495,38	1.794,45	2.392,60	2.990,75
RENAULT	CLIO SPORTER 1.5 DCI 75CV	SW	0.3693	1.384,69	1.661,63	2.215,50	2.769,38
RENAULT	CLIO SPORTER 1.5 DCI 90CV	SW	0.3976	1.490,98	1.789,17	2.385,56	2.981,95
RENAULT	ESCAPE 1.6 DCI	160CV	0.5663	2.123,69	2.548,43	3.397,90	4.247,38
RENAULT	ESPACE 1.6 DCI	130CV	0.5305	1.989,25	2.387,10	3.182,80	3.978,50
RENAULT	ESPACE 2.0 DCI	130CV	0.6094	2.285,30	2.742,36	3.656,48	4.570,60
RENAULT	ESPACE 2.0 DCI	150CV	0.6252	2.344,56	2.813,48	3.751,30	4.689,13
RENAULT	ESPACE 2.0 DCI	175CV	0.6728	2.522,89	3.027,47	4.036,62	5.045,78
RENAULT	ESPACE 3.0/24V DCI V6	180CV	0.8036	3.013,43	3.616,11	4.821,48	6.026,85
RENAULT	GRAND ESPACE 2.0 DCI	150CV	0.6387	2.394,94	2.873,93	3.831,90	4.789,88
RENAULT	GRAND ESPACE 2.0 DCI	150CV ESM	0.6124	2.296,51	2.755,82	3.674,42	4.593,03
RENAULT	GRAND ESPACE 2.0 DCI	175CV	0.6862	2.573,26	3.087,92	4.117,22	5.146,53
RENAULT	GRAND ESPACE 2.0 DCI	175CV ESM	0.6304	2.363,98	2.836,77	3.782,36	4.727,95
RENAULT	GRAND ESPACE 3.0/24V DCI V6	180CV	0.8144	3.053,88	3.664,65	4.886,20	6.107,75
RENAULT	GRAND MODUS 1.5 DCI	105CV	0.4332	1.624,59	1.949,51	2.599,34	3.249,18



**FRINGE BENEFIT 2020 - IMPORTI DAL 1° LUGLIO
AUTOVEICOLI A GASOLIO FUORI PRODUZIONE**

MARCA	MODELLO	SERIE	COSTO KM 15.000 KM	FRINGE BENEFIT ANNUALE (25% CK)	FRINGE BENEFIT ANNUALE (30% CK)	FRINGE BENEFIT ANNUALE (40% CK)	FRINGE BENEFIT ANNUALE (50% CK)
RENAULT	GRAND MODUS 1.5 DCI	68CV	0,4049	1,518,35	1,822,02	2,429,36	3,036,70
RENAULT	GRAND MODUS 1.5 DCI	85CV	0,4080	1,529,83	1,835,79	2,447,72	3,059,65
RENAULT	GRAND SCENIC 1.5 DCI	110CV	0,4564	1,711,31	2,053,58	2,738,10	3,422,63
RENAULT	GRAND SCENIC 1.6 DCI	130CV	0,5034	1,887,76	2,265,32	3,020,42	3,775,53
RENAULT	KADJAR 1.5 DCI	110CV	0,4214	1,580,33	1,896,39	2,528,52	3,160,85
RENAULT	KADJAR 1.6 DCI	130CV	0,4809	1,803,28	2,163,93	2,885,24	3,606,55
RENAULT	KADJAR 1.6 DCI 4X4	130CV	0,5005	1,876,94	2,252,33	3,003,10	3,753,88
RENAULT	KANGOO 1.5 DCI	110CV	0,4582	1,718,33	2,061,99	2,749,32	3,436,65
RENAULT	KANGOO 1.5 DCI	110CV 8V	0,4332	1,624,31	1,949,18	2,598,90	3,248,63
RENAULT	KANGOO 1.5 DCI	75CV	0,4323	1,621,20	1,945,44	2,593,92	3,242,40
RENAULT	KANGOO 1.5 DCI	90CV	0,4381	1,642,85	1,971,42	2,628,56	3,285,70
RENAULT	KANGOO 1.5 DCI	90CV 8V	0,4262	1,598,38	1,918,05	2,557,40	3,196,75
RENAULT	KANGOO 1.5 DCI 105CV	MOD,2008	0,4494	1,685,10	2,022,12	2,696,16	3,370,20
RENAULT	KANGOO 1.5 DCI 68CV	MOD,2008	0,4217	1,581,44	1,897,73	2,530,30	3,162,88
RENAULT	KANGOO 1.5 DCI 85CV	MOD,2008	0,4365	1,636,70	1,964,04	2,618,72	3,273,40
RENAULT	KOLEOS 1.6 DCI	130CV	0,5134	1,925,10	2,310,12	3,080,16	3,850,20
RENAULT	KOLEOS 2.0 DCI ESM	150CV 4X2	0,5612	2,104,54	2,525,45	3,367,26	4,209,08
RENAULT	KOLEOS 2.0 DCI ESM	150CV 4X4	0,5819	2,182,20	2,618,64	3,491,52	4,364,40
RENAULT	KOLEOS 2.0 DCI ESM	175CV 4X4	0,6091	2,284,13	2,740,95	3,654,60	4,568,25
RENAULT	LAGUNA 2.0 DCI 180CV	COUPÉ	0,6605	2,476,95	2,972,34	3,963,12	4,953,90
RENAULT	LAGUNA 2.0 DCI 180CV GT	BERLINA	0,6289	2,358,53	2,830,23	3,773,64	4,717,05
RENAULT	LAGUNA 2.0 DCI 180CV GT	SPORTOUR SW	0,6385	2,394,25	2,873,10	3,830,80	4,788,50
RENAULT	LAGUNA 2.0/16V DCI 150CV	BERLINA MOD,2008	0,5611	2,104,20	2,525,04	3,366,72	4,208,40
RENAULT	LAGUNA 2.0/16V DCI 150CV	SPORTOUR S.W.	0,5689	2,133,31	2,559,98	3,413,30	4,266,63
RENAULT	LAGUNA 2.0/16V DCI 175CV	BERLINA MOD,2008	0,6360	2,385,06	2,862,08	3,816,10	4,770,13
RENAULT	LAGUNA 2.0/16V DCI 175CV	SPORTOUR S.W.	0,6429	2,410,85	2,893,02	3,857,36	4,821,70
RENAULT	LAGUNA 3.0 DCI V6 235CV	COUPÉ	0,7434	2,787,88	3,345,45	4,460,60	5,575,75
RENAULT	LAGUNA COUPÉ 1.5 DCI	110CV	0,4626	1,734,59	2,081,51	2,775,34	3,469,18
RENAULT	LAGUNA COUPÉ 2.0 DCI	150CV	0,5305	1,989,35	2,387,22	3,182,96	3,978,70
RENAULT	LAGUNA COUPÉ 2.0 DCI	175CV	0,5455	2,045,68	2,454,81	3,273,08	4,091,35
RENAULT	LAGUNA SPORTOUR 1.5 DCI	110CV SW	0,4663	1,748,49	2,098,19	2,797,58	3,496,98
RENAULT	LAGUNA SPORTOUR 2.0 DCI	150CV SW	0,5538	2,076,76	2,492,12	3,322,82	4,153,53
RENAULT	LAGUNA SPORTOUR 2.0 DCI	175CV SW	0,5635	2,113,13	2,535,75	3,381,00	4,226,25
RENAULT	MEGANE 1.5 DCI	110CV	0,4283	1,606,01	1,927,22	2,569,62	3,212,03
RENAULT	MEGANE 1.5 DCI	90CV	0,4368	1,637,81	1,965,38	2,620,50	3,275,63
RENAULT	MEGANE 1.5 DCI 110CV	MY2016	0,4321	1,620,55	1,944,66	2,592,88	3,241,10
RENAULT	MEGANE 1.5 DCI 110CV FAP	EURO5	0,4490	1,683,75	2,020,50	2,694,00	3,367,50
RENAULT	MEGANE 1.5 DCI 110CV FAP	EURO5 COUPÉ	0,4399	1,649,50	1,979,40	2,639,20	3,299,00
RENAULT	MEGANE 1.5 DCI 110CV FAP	EURO5 SPORT TOUR	0,4482	1,680,73	2,016,87	2,689,16	3,361,45
RENAULT	MEGANE 1.5 DCI 110CV FAP EDC	EURO5	0,4533	1,699,98	2,039,97	2,719,96	3,399,95
RENAULT	MEGANE 1.5 DCI 110CV FAP EDC	EURO5 COUPÉ	0,4490	1,683,58	2,020,29	2,693,72	3,367,15
RENAULT	MEGANE 1.5 DCI 110CV FAP EDC	EURO5 SPORT TOUR	0,4661	1,747,75	2,097,30	2,796,40	3,495,50
RENAULT	MEGANE 1.5 DCI 90CV	MY2016	0,4132	1,549,35	1,859,22	2,478,96	3,098,70
RENAULT	MEGANE 1.5 DCI 90CV FAP	EURO5	0,4369	1,638,51	1,966,22	2,621,62	3,277,03
RENAULT	MEGANE 1.5 DCI 90CV FAP	EURO5 COUPÉ	0,4325	1,621,95	1,946,34	2,595,12	3,243,90
RENAULT	MEGANE 1.5 DCI 90CV FAP	EURO5 SPORT TOUR	0,4409	1,653,21	1,983,86	2,645,14	3,306,43
RENAULT	MEGANE 1.6 DCI	130CV	0,4752	1,782,11	2,138,54	2,851,38	3,564,23
RENAULT	MEGANE 1.6 DCI 130CV	MY2016	0,4692	1,759,54	2,111,45	2,815,26	3,519,08
RENAULT	MEGANE 1.6 DCI 160CV	MY2016	0,5227	1,960,04	2,352,05	3,136,06	3,920,08
RENAULT	MEGANE 1.9 DCI 130CV FAP	EURO5	0,5171	1,939,29	2,327,15	3,102,86	3,878,58
RENAULT	MEGANE 1.9 DCI 130CV FAP	EURO5 COUPÉ	0,5152	1,932,06	2,318,48	3,091,30	3,864,13
RENAULT	MEGANE 1.9 DCI 130CV FAP	EURO5 SPORT TOUR	0,5207	1,952,75	2,343,30	3,124,40	3,905,50
RENAULT	MEGANE 2.0 DCI	165CV	0,5577	2,091,36	2,509,64	3,346,18	4,182,73
RENAULT	MEGANE 2.0 DCI 160CV FAP	EURO5 COUPÉ	0,5762	2,160,61	2,592,74	3,456,98	4,321,23
RENAULT	MEGANE C-C 1.5 DCI	110CV	0,4886	1,832,40	2,198,88	2,931,84	3,664,80
RENAULT	MEGANE C-C 1.9 DCI	130CV	0,5604	2,101,58	2,521,89	3,362,52	4,203,15
RENAULT	MEGANE COUPÉ 1.5 DCI	110CV	0,4076	1,528,65	1,834,38	2,445,84	3,057,30
RENAULT	MEGANE COUPÉ 1.6 DCI	130CV	0,4487	1,682,58	2,019,09	2,692,12	3,365,15
RENAULT	MEGANE SPORTER 1.5 DCI 110CV	SW	0,4465	1,674,28	2,009,13	2,678,84	3,348,55
RENAULT	MEGANE SPORTER 1.5 DCI 90CV	SW	0,4275	1,603,08	1,923,69	2,564,92	3,206,15
RENAULT	MEGANE SPORTER 1.6 DCI 130CV	SW	0,4829	1,810,75	2,172,90	2,897,20	3,621,50



**FRINGE BENEFIT 2020 - IMPORTI DAL 1° LUGLIO
AUTOVEICOLI A GASOLIO FUORI PRODUZIONE**

MARCA	MODELLO	SERIE	COSTO KM 15.000 KM	FRINGE BENEFIT ANNUALE (25% CK)	FRINGE BENEFIT ANNUALE (30% CK)	FRINGE BENEFIT ANNUALE (40% CK)	FRINGE BENEFIT ANNUALE (50% CK)
RENAULT	MEGANE SPORTER 1,6 DCI 165CV	SW	0.5395	2.023,18	2.427,81	3.237,08	4.046,35
RENAULT	MEGANE SPORTOUR 1,5 DCI	110CV SW	0.4248	1.592,98	1.911,57	2.548,76	3.185,95
RENAULT	MEGANE SPORTOUR 1,6 DCI	130CV SW	0.4589	1.720,80	2.064,96	2.753,28	3.441,60
RENAULT	MEGANE ST 1,5 DCI 95CV	SW MY2014	0.4233	1.587,45	1.904,94	2.539,92	3.174,90
RENAULT	MODUS 1,5 DCI 105CV	MOD.2008	0.4293	1.609,90	1.931,88	2.575,84	3.219,80
RENAULT	MODUS 1,5 DCI 68CV	MOD.2008	0.4049	1.518,35	1.822,02	2.429,36	3.036,70
RENAULT	MODUS 1,5 DCI 85CV	MOD.2008	0.4080	1.529,83	1.835,79	2.447,72	3.059,65
RENAULT	SCENIC 1,5 DCI 110CV	MOD.2009	0.4726	1.772,20	2.126,64	2.835,52	3.544,40
RENAULT	SCENIC 1,5 DCI 110CV	MOD.2012	0.4577	1.716,19	2.059,43	2.745,90	3.432,38
RENAULT	SCENIC 1,6 DCI S&S 130CV	MOD. 2012	0.4700	1.762,44	2.114,93	2.819,90	3.524,88
RENAULT	SCENIC 1,9 DCI 130CV	MOD.2009	0.5406	2.027,11	2.432,54	3.243,38	4.054,23
RENAULT	SCENIC 2,0 DCI 150CV	MOD.2009	0.6039	2.264,76	2.717,72	3.623,62	4.529,53
RENAULT	SCENIC ENERGY 1,5 DCI	110CV	0.4438	1.664,16	1.997,00	2.662,66	3.328,33
RENAULT	SCENIC ENERGY 1,5 DCI	95CV	0.4290	1.608,76	1.930,52	2.574,02	3.217,53
RENAULT	SCENIC ENERGY 1,6 DCI	130CV	0.4858	1.821,60	2.185,92	2.914,56	3.643,20
RENAULT	SCENIC ENERGY 1,6 DCI	160CV	0.4965	1.861,89	2.234,27	2.979,02	3.723,78
RENAULT	SCENIC X-MOD 1,5 DCI	105CV	0.4546	1.704,75	2.045,70	2.727,60	3.409,50
RENAULT	SCENIC X-MOD 1,5 DCI	110CV	0.4604	1.726,51	2.071,82	2.762,42	3.453,03
RENAULT	SCENIC X-MOD 1,5 DCI	110CV EURO5	0.4460	1.672,65	2.007,18	2.676,24	3.345,30
RENAULT	SCENIC X-MOD 1,5 DCI	95CV	0.4361	1.635,38	1.962,45	2.616,60	3.270,75
RENAULT	SCENIC X-MOD 1,5 DCI 110CV	MOD. 2012	0.4609	1.728,34	2.074,01	2.765,34	3.456,68
RENAULT	SCENIC X-MOD 1,6 DCI S&S 130CV	MOD.2012	0.4625	1.734,39	2.081,27	2.775,02	3.468,78
RENAULT	SCENIC X-MOD 1,9 DCI	130CV	0.5277	1.978,98	2.374,77	3.166,36	3.957,95
RENAULT	SCENIC X-MOD 2,0 DCI	150CV	0.5908	2.215,63	2.658,75	3.545,00	4.431,25
RENAULT	SCENIC X-MOD 2,0 DCI	160CV	0.5736	2.151,13	2.581,35	3.441,80	4.302,25
RENAULT	TALISMAN 1,5 DCI 8V	110CV	0.5028	1.885,51	2.262,62	3.016,82	3.771,03
RENAULT	TALISMAN 1,6 DCI	130CV	0.5260	1.972,48	2.366,97	3.155,96	3.944,95
RENAULT	TALISMAN 1,6 DCI	160CV	0.5696	2.135,91	2.563,10	3.417,46	4.271,83
RENAULT	TALISMAN 1,8 BLUEDCI	150CV	0.5888	2.207,99	2.649,59	3.532,78	4.415,98
RENAULT	TALISMAN SPORTER 1,5 DCI	110CV	0.4952	1.857,14	2.228,57	2.971,42	3.714,28
RENAULT	TALISMAN SPORTER 1,6 DCI	130CV	0.5185	1.944,21	2.333,06	3.110,74	3.888,43
RENAULT	TALISMAN SPORTER 1,6 DCI	160CV	0.5603	2.101,03	2.521,23	3.361,64	4.202,05
RENAULT	TALISMAN SPORTER 1,8 BLUEDCI	150CV	0.5941	2.228,05	2.673,66	3.564,88	4.456,10
RENAULT	TRAFIC 1,9 DCI	100CV KOMBI	0.5788	2.170,56	2.604,68	3.472,90	4.341,13
RENAULT	TWINGO 1,5 DCI	75CV	0.3573	1.339,83	1.607,79	2.143,72	2.679,65
RENAULT	TWINGO 1,5 DCI 64CV	MY2010	0.3736	1.400,81	1.680,98	2.241,30	2.801,63
SAAB	9-3 1,9/16V TID 150CV	CABRIO	0.6395	2.398,09	2.877,71	3.836,94	4.796,18
SAAB	9-3 1,9/16V TTID 180CV	CABRIO	0.6476	2.428,50	2.914,20	3.885,60	4.857,00
SAAB	9-3 SPORT SEDAN 1,9 TTID	180CV MOD.2008	0.6050	2.268,76	2.722,52	3.630,02	4.537,53
SAAB	9-3 SPORT SEDAN 1,9 TID	120CV BERLINA	0.5683	2.131,28	2.557,53	3.410,04	4.262,55
SAAB	9-3 SPORT SEDAN 1,9/16V TID	150CV BERLINA	0.5843	2.190,99	2.629,19	3.505,58	4.381,98
SAAB	9-3 SPORThATCH 1,9 TID	120CV S.W.	0.5797	2.173,85	2.608,62	3.478,16	4.347,70
SAAB	9-3 SPORThATCH 1,9 TTID	180CV MOD.2008 SW	0.6176	2.316,06	2.779,28	3.705,70	4.632,13
SAAB	9-3 SPORThATCH 1,9/16V TID	150CV S.W.	0.6016	2.255,93	2.707,11	3.609,48	4.511,85
SAAB	9-5 2,0 TID	160CV	0.6411	2.403,95	2.884,74	3.846,32	4.807,90
SAAB	9-5 2,0 TTID	190CV	0.6755	2.533,04	3.039,65	4.052,86	5.066,08
SANTANA	PS 300 1,6 HDI 90CV	3 PORTE	0.4728	1.773,10	2.127,72	2.836,96	3.546,20
SANTANA	PS 350 1,6 HDI 90CV	5 PORTE	0.4818	1.806,68	2.168,01	2.890,68	3.613,35
SEAT	ALHAMBRA 2,0 TDI	115CV	0.5609	2.103,33	2.523,99	3.365,32	4.206,65
SEAT	ALHAMBRA 2,0 TDI	140CV	0.5900	2.212,36	2.654,84	3.539,78	4.424,73
SEAT	ALHAMBRA 2,0 TDI	150CV	0.5741	2.152,75	2.583,30	3.444,40	4.305,50
SEAT	ALHAMBRA 2,0 TDI	170CV	0.6411	2.403,98	2.884,77	3.846,36	4.807,95
SEAT	ALHAMBRA 2,0 TDI	184CV	0.6117	2.293,81	2.752,58	3.670,10	4.587,63
SEAT	ALHAMBRA 2,0 TDI CR	140CV EURO5	0.5815	2.180,55	2.616,66	3.488,88	4.361,10
SEAT	ALHAMBRA 2,0 TDI CR 4WD	140CV EURO5	0.6093	2.285,00	2.742,00	3.656,00	4.570,00
SEAT	ALTEA 2,0/16V TDI 140CV	5 PORTE	0.5392	2.021,94	2.426,33	3.235,10	4.043,88
SEAT	ALTEA 2,0/16V TDI FR	170CV	0.5667	2.125,24	2.550,29	3.400,38	4.250,48
SEAT	ALTEA XL 1,6 TDI CR	105CV EURO5	0.4445	1.666,76	2.000,12	2.666,82	3.333,53
SEAT	ALTEA XL 2,0 TDI	140CV EURO5	0.4969	1.863,24	2.235,89	2.981,18	3.726,48
SEAT	ARONA 1,6 TDI	115CV	0.4511	1.691,50	2.029,80	2.706,40	3.383,00
SEAT	EXEO 2,0 TDI 143CV	EURO 5	0.5406	2.027,30	2.432,76	3.243,68	4.054,60



**FRINGE BENEFIT 2020 - IMPORTI DAL 1° LUGLIO
AUTOVEICOLI A GASOLIO FUORI PRODUZIONE**

MARCA	MODELLO	SERIE	COSTO KM 15.000 KM	FRINGE BENEFIT ANNUALE (25% CK)	FRINGE BENEFIT ANNUALE (30% CK)	FRINGE BENEFIT ANNUALE (40% CK)	FRINGE BENEFIT ANNUALE (50% CK)
SEAT	EXEO 2,0 TDI 170CV	EURO 5	0,5719	2,144,73	2,573,67	3,431,56	4,289,45
SEAT	EXEO 2,0 TDI CV CR	120CV EURO5	0,5380	2,017,56	2,421,08	3,228,10	4,035,13
SEAT	EXEO 2,0 TDI CV CR	143CV EURO5	0,5596	2,098,65	2,518,38	3,357,84	4,197,30
SEAT	EXEO ST 2,0 TDI 143CV	S.W.	0,5510	2,066,40	2,479,68	3,306,24	4,132,80
SEAT	EXEO ST 2,0 TDI 170CV	S.W.	0,5794	2,172,70	2,607,24	3,476,32	4,345,40
SEAT	EXEO ST 2,0 TDI CV CR	120CV EURO5	0,5474	2,052,56	2,463,08	3,284,10	4,105,13
SEAT	EXEO ST 2,0 TDI CV CR	140CV EURO5	0,5690	2,133,63	2,560,35	3,413,80	4,267,25
SEAT	IBIZA 1,2 TDI CR 75CV	EURO5	0,3642	1,365,90	1,639,08	2,185,44	2,731,80
SEAT	IBIZA 1,4 TDI	105CV	0,3976	1,491,03	1,789,23	2,385,64	2,982,05
SEAT	IBIZA 1,4 TDI	75CV	0,3827	1,435,21	1,722,26	2,296,34	2,870,43
SEAT	IBIZA 1,4 TDI	90CV	0,3951	1,481,66	1,778,00	2,370,66	2,963,33
SEAT	IBIZA 1,6 TDI CR 105CV	EURO5	0,4189	1,570,99	1,885,19	2,513,58	3,141,98
SEAT	IBIZA 1,6 TDI CR 90CV	EURO5	0,4149	1,555,74	1,866,89	2,489,18	3,111,48
SEAT	IBIZA 2,0 TDI CR 143CV	EURO5	0,4871	1,826,75	2,192,10	2,922,80	3,653,50
SEAT	IBIZA SOL 1,4 TDI	90CV	0,3886	1,457,18	1,748,61	2,331,48	2,914,35
SEAT	IBIZA ST 1,2 TDI CR	75CV EURO5	0,3844	1,441,31	1,729,58	2,306,10	2,882,63
SEAT	IBIZA ST 1,2 TDI CR	75CV STATION WAGON	0,4251	1,593,94	1,912,73	2,550,30	3,187,88
SEAT	IBIZA ST 1,4 TDI 90CV	SW	0,4035	1,513,14	1,815,77	2,421,02	3,026,28
SEAT	IBIZA ST 1,6 TDI	105CV STATION WAGON	0,4449	1,668,31	2,001,98	2,669,30	3,336,63
SEAT	IBIZA ST 1,6 TDI CR	90CV STATION WAGON	0,4117	1,544,05	1,852,86	2,470,48	3,088,10
SEAT	LEON 1,6 TDI	105CV	0,4406	1,652,16	1,982,60	2,643,46	3,304,33
SEAT	LEON 1,6 TDI	110CV	0,4492	1,684,63	2,021,55	2,695,40	3,369,25
SEAT	LEON 1,6 TDI	90CV	0,4467	1,674,96	2,009,96	2,679,94	3,349,93
SEAT	LEON 1,6 TDI CR SC	105CV S&S EURO5	0,4468	1,675,64	2,010,77	2,681,02	3,351,28
SEAT	LEON 1,6 TDI CR SC	90CV EURO5	0,4320	1,619,81	1,943,78	2,591,70	3,239,63
SEAT	LEON 1,9 TDI 105CV	MOD.2009	0,4930	1,848,64	2,218,37	2,957,82	3,697,28
SEAT	LEON 1,9 TDI 90CV	MOD.2009	0,4725	1,772,05	2,126,46	2,835,28	3,544,10
SEAT	LEON 2,0 TDI	150CV	0,4979	1,867,00	2,240,40	2,987,20	3,734,00
SEAT	LEON 2,0 TDI	184CV	0,5096	1,911,16	2,293,40	3,057,86	3,822,33
SEAT	LEON 2,0 TDI CR SC	150CV S&S EURO5	0,5044	1,891,44	2,269,73	3,026,30	3,782,88
SEAT	LEON ST 1,6 TDI 105CV	4DRIVE SW	0,4929	1,848,50	2,218,20	2,957,60	3,697,00
SEAT	LEON ST 1,6 TDI 105CV	SW MY2014	0,4605	1,726,95	2,072,34	2,763,12	3,453,90
SEAT	LEON ST 1,6 TDI 110CV	4DRIVE SW	0,4918	1,844,31	2,213,18	2,950,90	3,688,63
SEAT	LEON ST 1,6 TDI 90CV	SW MY2014	0,4569	1,713,26	2,055,92	2,741,22	3,426,53
SEAT	LEON ST 2,0 TDI 150CV	SW MY2014	0,5262	1,973,36	2,368,04	3,157,38	3,946,73
SEAT	LEON ST 2,0 TDI 184CV	SW MY2014	0,5430	2,036,30	2,443,56	3,258,08	4,072,60
SEAT	TOLEDO 1,6 TDI	105CV	0,4471	1,676,45	2,011,74	2,682,32	3,352,90
SKODA	FABIA 1,4 TDI	75CV	0,3725	1,396,75	1,676,10	2,234,80	2,793,50
SKODA	FABIA 1,4 TDI 90CV	.	0,3883	1,456,04	1,747,25	2,329,66	2,912,08
SKODA	FABIA 1,6 TDI CR 105CV	EURO5	0,4377	1,641,33	1,969,59	2,626,12	3,282,65
SKODA	FABIA 1,6 TDI CR 75CV	EURO5	0,4172	1,564,68	1,877,61	2,503,48	3,129,35
SKODA	FABIA 1,6 TDI CR 90CV	EURO5	0,4299	1,611,94	1,934,33	2,579,10	3,223,88
SKODA	FABIA WAGON 1,2 TDI CR 75CV	EURO5	0,3840	1,440,18	1,728,21	2,304,28	2,880,35
SKODA	FABIA WAGON 1,4 TDI	105CV	0,4118	1,544,34	1,853,21	2,470,94	3,088,68
SKODA	FABIA WAGON 1,4 TDI	75CV	0,3772	1,414,40	1,697,28	2,263,04	2,828,80
SKODA	FABIA WAGON 1,4 TDI	90CV	0,3905	1,464,45	1,757,34	2,343,12	2,928,90
SKODA	FABIA WAGON 1,6 TDI CR 105CV	EURO5	0,4424	1,659,08	1,990,89	2,654,52	3,318,15
SKODA	FABIA WAGON 1,6 TDI CR 75CV	EURO5	0,4222	1,583,10	1,899,72	2,532,96	3,166,20
SKODA	FABIA WAGON 1,6 TDI CR 90CV	EURO5	0,4339	1,626,94	1,952,33	2,603,10	3,253,88
SKODA	OCTAVIA 1,6 TDI	90CV	0,4371	1,639,26	1,967,12	2,622,82	3,278,53
SKODA	OCTAVIA 1,6 TDI CR	105CV	0,4434	1,662,90	1,995,48	2,660,64	3,325,80
SKODA	OCTAVIA 1,6 TDI CR	110CV	0,4546	1,704,88	2,045,85	2,727,80	3,409,75
SKODA	OCTAVIA 1,6 TDI CR	90CV	0,4445	1,666,71	2,000,06	2,666,74	3,333,43
SKODA	OCTAVIA 1,6 TDI CR 105CV	EURO5	0,4677	1,753,98	2,104,77	2,806,36	3,507,95
SKODA	OCTAVIA 2,0 TDI CR	150CV	0,5193	1,947,25	2,336,70	3,115,60	3,894,50
SKODA	OCTAVIA 2,0 TDI CR 140CV	EURO5	0,5296	1,985,96	2,383,16	3,177,54	3,971,93
SKODA	OCTAVIA 2,0 TDI CR RS 170CV	EURO5	0,5907	2,215,28	2,658,33	3,544,44	4,430,55
SKODA	OCTAVIA WAGON 1,6 TDI	105CV EURO5	0,4696	1,761,16	2,113,40	2,817,86	3,522,33
SKODA	OCTAVIA WAGON 1,6 TDI	90CV SW	0,4428	1,660,31	1,992,38	2,656,50	3,320,63
SKODA	OCTAVIA WAGON 1,6 TDI 4X4	105CV EURO5	0,4900	1,837,61	2,205,14	2,940,18	3,675,23
SKODA	OCTAVIA WAGON 1,6 TDI CR	105CV SW	0,4505	1,689,34	2,027,21	2,702,94	3,378,68



**FRINGE BENEFIT 2020 - IMPORTI DAL 1° LUGLIO
AUTOVEICOLI A GASOLIO FUORI PRODUZIONE**

MARCA	MODELLO	SERIE	COSTO KM 15.000 KM	FRINGE BENEFIT ANNUALE (25% CK)	FRINGE BENEFIT ANNUALE (30% CK)	FRINGE BENEFIT ANNUALE (40% CK)	FRINGE BENEFIT ANNUALE (50% CK)
SKODA	OCTAVIA WAGON 1.6 TDI CR	110CV SW	0,4586	1.719,93	2.063,91	2.751,88	3.439,85
SKODA	OCTAVIA WAGON 1.6 TDI CR	90CV SW	0,4451	1.669,19	2.003,03	2.670,70	3.338,38
SKODA	OCTAVIA WAGON 1.6 TDI CR 4X4	105CV	0,4781	1.792,73	2.151,27	2.868,36	3.585,45
SKODA	OCTAVIA WAGON 2.0 TDI CR	150CV SW	0,5270	1.976,31	2.371,58	3.162,10	3.952,63
SKODA	OCTAVIA WAGON 2.0 TDI CR 140CV	EURO5	0,5367	2.012,79	2.415,35	3.220,46	4.025,58
SKODA	OCTAVIA WAGON 2.0 TDI CR 140CV 4X4	EURO5	0,5784	2.169,05	2.602,86	3.470,48	4.338,10
SKODA	OCTAVIA WAGON 2.0 TDI CR 4X4	150CV SW	0,5503	2.063,80	2.476,56	3.302,08	4.127,60
SKODA	OCTAVIA WAGON 2.0 TDI CR RS 170CV	EURO5	0,5961	2.235,49	2.682,59	3.576,78	4.470,98
SKODA	OCTAVIA WAGON 2.0 TDI RS	184CV SW	0,5551	2.081,60	2.497,92	3.330,56	4.163,20
SKODA	RAPID 1.4 TDI CR	90CV	0,4140	1.552,65	1.863,18	2.484,24	3.105,30
SKODA	RAPID 1.6 TDI CR	105CV	0,4380	1.642,35	1.970,82	2.627,76	3.284,70
SKODA	RAPID 1.6 TDI CR	115CV	0,4474	1.677,71	2.013,26	2.684,34	3.355,43
SKODA	RAPID SPACEBACK 1.6 TDI	105CV SW	0,4479	1.679,70	2.015,64	2.687,52	3.359,40
SKODA	RAPID SPACEBACK 1.6 TDI	90CV SW	0,4424	1.659,13	1.990,95	2.654,60	3.318,25
SKODA	ROOMSTER 1.2 TDI CR 75CV	EURO5	0,3909	1.466,05	1.759,26	2.345,68	2.932,10
SKODA	ROOMSTER 1.6 TDI CR 105CV	EURO5	0,4520	1.694,83	2.033,79	2.711,72	3.389,65
SKODA	ROOMSTER 1.6 TDI CR 90CV	EURO5	0,4312	1.616,84	1.940,21	2.586,94	3.233,68
SKODA	SUPERB 1.6 TDI	150CV	0,4983	1.868,68	2.242,41	2.989,88	3.737,35
SKODA	SUPERB 1.9 TDI GREENLINE 105CV	BERLINA	0,5389	2.020,90	2.425,08	3.233,44	4.041,80
SKODA	SUPERB 2.0 TDI	150CV	0,5464	2.048,96	2.458,76	3.278,34	4.097,93
SKODA	SUPERB 2.0 TDI 140CV	BERLINA EURO5	0,5609	2.103,21	2.523,86	3.365,14	4.206,43
SKODA	SUPERB 2.0 TDI 140CV	WAGON EURO5	0,5393	2.022,21	2.426,66	3.235,54	4.044,43
SKODA	SUPERB 2.0 TDI 170CV	BERLINA EURO5	0,6118	2.294,43	2.753,31	3.671,08	4.588,85
SKODA	SUPERB 2.0 TDI 170CV	WAGON EURO5	0,6199	2.324,71	2.789,66	3.719,54	4.649,43
SKODA	SUPERB 2.0 TDI 170CV 4X4	BERLINA EURO5	0,6375	2.390,75	2.868,90	3.825,20	4.781,50
SKODA	SUPERB 2.0 TDI 170CV 4X4	WAGON EURO5	0,6262	2.348,35	2.818,02	3.757,36	4.696,70
SKODA	YETI 1.6 TDI	105CV	0,4579	1.717,19	2.060,63	2.747,50	3.434,38
SKODA	YETI 2.0 TDI	110CV	0,4784	1.793,86	2.152,64	2.870,18	3.587,73
SKODA	YETI 2.0 TDI 110CV	4X4	0,5045	1.891,69	2.270,03	3.026,70	3.783,38
SKODA	YETI 2.0 TDI CR 110CV	EURO5	0,5282	1.980,60	2.376,72	3.168,96	3.961,20
SKODA	YETI 2.0 TDI CR 110CV 4X4	EURO5	0,5544	2.079,00	2.494,80	3.326,40	4.158,00
SKODA	YETI 2.0 TDI CR 140CV 4X4	EURO5	0,5826	2.184,69	2.621,63	3.495,50	4.369,38
SKODA	YETI 2.0 TDI CR 170CV 4X4	EURO5	0,6017	2.256,55	2.707,86	3.610,48	4.513,10
SMART	FORTWO 800 CDI 54CV	CABRIO EURO5	0,3495	1.310,50	1.572,60	2.096,80	2.621,00
SMART	FORTWO 800 CDI 54CV	COUPÉ EURO5	0,3391	1.271,78	1.526,13	2.034,84	2.543,55
SSANGYONG	ACTYON 2.0 XDI 4WD	5 PORTE	0,5902	2.213,06	2.655,68	3.540,90	4.426,13
SSANGYONG	KORANDO 2.0 E-XDI	149CV 2WD	0,5345	2.004,50	2.405,40	3.207,20	4.009,00
SSANGYONG	KORANDO 2.0 E-XDI	149CV 4WD	0,5550	2.081,34	2.497,61	3.330,14	4.162,68
SSANGYONG	KORANDO 2.0 E-XDI	175CV	0,5631	2.111,45	2.533,74	3.378,32	4.222,90
SSANGYONG	KORANDO 2.0 E-XDI 2WD	175CV	0,5442	2.040,81	2.448,98	3.265,30	4.081,63
SSANGYONG	KORANDO 2.0 E-XDI AWD	175CV	0,5629	2.110,94	2.533,13	3.377,50	4.221,88
SSANGYONG	KORANDO 2.2 E-XDI 178CV	2WD	0,5199	1.949,70	2.339,64	3.119,52	3.899,40
SSANGYONG	KORANDO 2.2 E-XDI 178CV	4WD	0,5412	2.029,46	2.435,36	3.247,14	4.058,93
SSANGYONG	KYRON 2.0 XDI	141CV	0,6093	2.284,81	2.741,78	3.655,70	4.569,63
SSANGYONG	NEW KYRON 2.0 4WD	141CV	0,6182	2.318,11	2.781,74	3.708,98	4.636,23
SSANGYONG	NEW KYRON 2.7 XDI	165CV	0,7162	2.685,68	3.222,81	4.297,08	5.371,35
SSANGYONG	REXTON 2.7 XDI 165CV	5 PORTE MOD.2007	0,6954	2.607,81	3.129,38	4.172,50	5.215,63
SSANGYONG	REXTON 2.7 XDI 186CV	5 PORTE MOD.2007	0,7401	2.775,49	3.330,59	4.440,78	5.550,98
SSANGYONG	REXTON W 2.0 XDI	155CV 2WD	0,5932	2.224,39	2.669,27	3.559,02	4.448,78
SSANGYONG	REXTON W 2.0 XDI	155CV 4WD	0,6062	2.273,20	2.727,84	3.637,12	4.546,40
SSANGYONG	REXTON W 2.2D 178CV	2WD	0,5822	2.183,16	2.619,80	3.493,06	4.366,33
SSANGYONG	REXTON W 2.2D 178CV	4WD	0,6273	2.352,46	2.822,96	3.763,94	4.704,93
SSANGYONG	RODIUS 2.0 XDI 155CV	2WD	0,5894	2.210,11	2.652,14	3.536,18	4.420,23
SSANGYONG	RODIUS 2.0 XDI 155CV	4WD	0,6168	2.313,08	2.775,69	3.700,92	4.626,15
SSANGYONG	RODIUS 2.2D 178CV	2WD	0,6014	2.255,25	2.706,30	3.608,40	4.510,50
SSANGYONG	RODIUS 2.2D 178CV	4WD	0,6369	2.388,45	2.866,14	3.821,52	4.776,90
SUBARU	FORESTER 2.0 D	147CV	0,6074	2.277,90	2.733,48	3.644,64	4.555,80
SUBARU	FORESTER 2.0D	147CV	0,5696	2.135,93	2.563,11	3.417,48	4.271,85
SUBARU	FORESTER 2.0D 147CV	EURO5	0,5977	2.241,24	2.689,49	3.585,98	4.462,48
SUBARU	IMPREZA 2.0D 150CV	MOD.2009	0,5583	2.093,61	2.512,34	3.349,78	4.187,23
SUBARU	LEGACY 2.0/16V D 150CV	BERLINA	0,5935	2.225,68	2.670,81	3.561,08	4.451,35



**FRINGE BENEFIT 2020 - IMPORTI DAL 1° LUGLIO
AUTOVEICOLI A GASOLIO FUORI PRODUZIONE**

MARCA	MODELLO	SERIE	COSTO KM 15.000 KM	FRINGE BENEFIT ANNUALE (25% CK)	FRINGE BENEFIT ANNUALE (30% CK)	FRINGE BENEFIT ANNUALE (40% CK)	FRINGE BENEFIT ANNUALE (50% CK)
SUBARU	LEGACY 2,0/16V D 150CV	SW	0.6022	2.258,06	2.709,68	3.612,90	4.516,13
SUBARU	LEGACY 2.0D 150CV	BERLINA	0.5749	2.155,75	2.586,90	3.449,20	4.311,50
SUBARU	LEGACY 2,0D 150CV	SW	0.5862	2.198,34	2.638,01	3.517,34	4.396,68
SUBARU	OUTBACK 2.0 D LINEARTRONIC	150CV	0.6047	2.267,48	2.720,97	3.627,96	4.534,95
SUBARU	OUTBACK 2.0/16V D	150 CV	0.6203	2.326,06	2.791,28	3.721,70	4.652,13
SUBARU	OUTBACK 2.0D	150CV	0.6207	2.327,78	2.793,33	3.724,44	4.655,55
SUBARU	TREZIA 1.4D	90CV	0.3968	1.487,95	1.785,54	2.380,72	2.975,90
SUBARU	XV 2.0D	147CV	0.5426	2.034,88	2.441,85	3.255,80	4.069,75
SUZUKI	GRAND VITARA 1.9 DDIS	129CV	0.5756	2.158,68	2.590,41	3.453,88	4.317,35
SUZUKI	GRAND VITARA 1.9 DDIS	129CV 3 PORTE	0.5881	2.205,44	2.646,53	3.528,70	4.410,88
SUZUKI	GRAND VITARA 1.9 DDIS	129CV 5 PORTE	0.6054	2.270,25	2.724,30	3.632,40	4.540,50
SUZUKI	S-CROSS 1.6	120CV	0.4393	1.647,45	1.976,94	2.635,92	3.294,90
SUZUKI	S-CROSS 1.6	120CV 4WD	0.4555	1.708,09	2.049,71	2.732,94	3.416,18
SUZUKI	S-CROSS 1.6 DDIS	120CV	0.4578	1.716,73	2.060,07	2.746,76	3.433,45
SUZUKI	S-CROSS 1.6 DDIS	120CV 4WD	0.4743	1.778,60	2.134,32	2.845,76	3.557,20
SUZUKI	SPLASH 1.3 DDIS 75CV	5 PORTE	0.3929	1.473,46	1.768,16	2.357,54	2.946,93
SUZUKI	SWIFT 1.3 DDIS	75CV	0.3907	1.464,94	1.757,93	2.343,90	2.929,88
SUZUKI	SWIFT 1.3/16V DDIS	75CV	0.3928	1.472,86	1.767,44	2.356,58	2.945,73
SUZUKI	SX4 1.6 DDIS 16V	90CV	0.4520	1.694,91	2.033,90	2.711,86	3.389,83
SUZUKI	SX4 1,9 DDIS 120CV	4WD 5 PORTE	0.5306	1.989,79	2.387,75	3.183,66	3.979,58
SUZUKI	SX4 2,0 DDIS 135CV	2WD	0.4832	1.812,15	2.174,58	2.899,44	3.624,30
SUZUKI	SX4 2,0 DDIS 135CV	4WD	0.5084	1.906,58	2.287,89	3.050,52	3.813,15
SUZUKI	VITARA 1.6 DDIS	120CV	0.4351	1.631,63	1.957,95	2.610,60	3.263,25
SUZUKI	VITARA 1.6 DDIS	120CV 4WD	0.4530	1.698,81	2.038,58	2.718,10	3.397,63
TATA	ARIA 2.2	150CV	0.5744	2.154,18	2.585,01	3.446,68	4.308,35
TATA	ARIA 2.2	150CV 4X4	0.6000	2.249,86	2.699,84	3.599,78	4.499,73
TATA	INDICA 1.4 TDI	71CV 5 PORTE	0.3799	1.424,53	1.709,43	2.279,24	2.849,05
TATA	INDIGO 1.4 TDI	71CV S.W.	0.4037	1.513,95	1.816,74	2.422,32	3.027,90
TATA	SAFARI 2.0 TDI	87CV	0.5889	2.208,20	2.649,84	3.533,12	4.416,40
TATA	SAFARI 2.2	140CV	0.5977	2.241,39	2.689,67	3.586,22	4.482,78
TATA	SAFARI 3.0 DICOR	115CV	0.6091	2.284,24	2.741,09	3.654,78	4.568,48
TOYOTA	AURIS 1.4 D-4D 90CV	BERLINA	0.4214	1.580,06	1.896,08	2.528,10	3.160,13
TOYOTA	AURIS 1.4 D-4D 90CV	EURO5	0.4271	1.601,61	1.921,94	2.562,58	3.203,23
TOYOTA	AURIS 1.4 D-4D 90CV	MY2013	0.4211	1.579,16	1.895,00	2.526,66	3.158,33
TOYOTA	AURIS 1.4D 4D	90CV	0.4208	1.578,09	1.893,71	2.524,94	3.156,18
TOYOTA	AURIS 1.6D 4D	112CV	0.4613	1.730,05	2.076,06	2.768,08	3.460,10
TOYOTA	AURIS 2.0 D-4D 124CV	MY2013	0.4931	1.848,95	2.218,74	2.958,32	3.697,90
TOYOTA	AURIS 2.0 D-4D 126CV	EURO5	0.4920	1.845,09	2.214,11	2.952,14	3.690,18
TOYOTA	AURIS 2.0 D-4D DPF	126CV	0.5065	1.899,39	2.279,27	3.039,02	3.798,78
TOYOTA	AURIS 2.2 D-CAT	177CV	0.5766	2.162,10	2.594,52	3.459,36	4.324,20
TOYOTA	AURIS TS 1.4 D-4D	90CV SW	0.4247	1.592,71	1.911,26	2.548,34	3.185,43
TOYOTA	AURIS TS 2.0 D-4D	124CV SW	0.4988	1.870,66	2.244,80	2.993,06	3.741,33
TOYOTA	AVENSIS 2.0 D-4D	124CV	0.5156	1.933,54	2.320,25	3.093,66	3.867,08
TOYOTA	AVENSIS 2.0 D-4D 126CV	BERLINA EURO5	0.5317	1.993,85	2.392,62	3.190,16	3.967,70
TOYOTA	AVENSIS 2.0 D-4D 126CV	SW EURO5	0.5377	2.016,34	2.419,61	3.226,14	4.032,68
TOYOTA	AVENSIS 2.2 D-4D	150CV	0.5701	2.137,69	2.565,23	3.420,30	4.275,38
TOYOTA	AVENSIS 2.2 D-4D 150CV	BERLINA EURO5	0.5839	2.189,76	2.627,72	3.503,62	4.379,53
TOYOTA	AVENSIS 2.2 D-4D 150CV	SW EURO5	0.5917	2.218,85	2.662,62	3.550,16	4.437,70
TOYOTA	AVENSIS 2.2 D-CAT 177CV	BERLINA EURO5	0.6157	2.308,70	2.770,44	3.693,92	4.617,40
TOYOTA	AVENSIS 2.2 D-CAT 177CV	SW EURO5	0.6234	2.337,79	2.805,35	3.740,46	4.675,58
TOYOTA	AVENSIS 2.2 D-CAT AUT. 150CV	SW EURO5	0.6183	2.318,70	2.782,44	3.709,92	4.637,40
TOYOTA	COROLLA VERSO 2.0 D-4D	126CV	0.5303	1.988,65	2.386,38	3.181,84	3.977,30
TOYOTA	COROLLA VERSO 2.2/16V	D-4D 177CV 5 PORTE	0.6167	2.312,46	2.774,96	3.699,94	4.624,93
TOYOTA	LAND CRUISER 3.0 D4-D	190CV	0.7671	2.876,79	3.452,15	4.602,86	5.753,58
TOYOTA	LAND CRUISER 3.0/16V D-4D	3 PORTE MOD.2007	0.7429	2.786,00	3.343,20	4.457,60	5.572,00
TOYOTA	LAND CRUISER 3.0/16V D-4D	5 PORTE MOD.2007	0.7686	2.882,34	3.458,81	4.611,74	5.764,68
TOYOTA	LAND CRUISER 4.5 V8 272CV	7 POSTI	0.9843	3.691,19	4.429,43	5.905,90	7.382,38
TOYOTA	LAND CRUISER V8 4.5	286CV	1.0510	3.941,29	4.729,55	6.306,06	7.882,58
TOYOTA	RAV4 2,0 D-4D 143CV	2WD	0.5241	1.965,26	2.358,32	3.144,42	3.930,53
TOYOTA	RAV4 2,0 D-4D 2WD	124CV MY2013	0.5128	1.922,85	2.307,42	3.076,56	3.845,70
TOYOTA	RAV4 2,0 D-4D 4WD	124CV	0.5627	2.110,20	2.532,24	3.376,32	4.220,40




**FRINGE BENEFIT 2020 - IMPORTI DAL 1° LUGLIO
AUTOVEICOLI A GASOLIO FUORI PRODUZIONE**

MARCA	MODELLO	SERIE	COSTO KM 15.000 KM	FRINGE BENEFIT ANNUALE (25% CK)	FRINGE BENEFIT ANNUALE (30% CK)	FRINGE BENEFIT ANNUALE (40% CK)	FRINGE BENEFIT ANNUALE (50% CK)
TOYOTA	RAV4 2,2 D-4D 4WD	150CV MY2013	0,6105	2,289,19	2,747,03	3,662,70	4,578,38
TOYOTA	RAV4 2,2 D-CAT A/T 4WD	150CV MY2013	0,6276	2,353,33	2,823,99	3,785,32	4,706,65
TOYOTA	RAV4 2,2/16V D-4D 136CV	5 PORTE	0,6127	2,297,75	2,757,30	3,676,40	4,595,50
TOYOTA	RAV4 2,2/16V D-4D 150CV	EURO 5	0,5938	2,226,89	2,672,27	3,563,02	4,453,78
TOYOTA	RAV4 2,2/16V D-4D 177CV	5 PORTE	0,6544	2,453,86	2,944,64	3,926,18	4,907,73
TOYOTA	URBAN CRUISER 1,4D-4D AWD	90CV	0,4666	1,749,86	2,099,84	2,799,78	3,499,73
TOYOTA	VERSO 1,6 D-4D	110CV	0,4694	1,760,08	2,112,09	2,816,12	3,520,15
TOYOTA	VERSO 1,6 D-4D	111CV 7 POSTI	0,4681	1,755,51	2,106,62	2,808,82	3,511,03
TOYOTA	VERSO 2,0 D 126CV	EURO 5	0,5283	1,981,11	2,377,34	3,169,78	3,962,23
TOYOTA	VERSO 2,0D 124CV	7 POSTI	0,5225	1,959,33	2,351,19	3,134,92	3,918,65
TOYOTA	VERSO 2,2 D-CAT 150CV	EURO 5	0,6018	2,256,80	2,708,16	3,610,88	4,513,60
TOYOTA	VERSO 2,2 D-CAT 180CV	EURO 5	0,6227	2,335,18	2,802,21	3,736,28	4,670,35
TOYOTA	VERSO-S 1,4 D-4D 90CV	EURO5	0,4226	1,584,84	1,901,81	2,535,74	3,169,68
TOYOTA	YARIS 1,4 D-4D	90CV EURO5	0,3835	1,438,19	1,725,83	2,301,10	2,876,38
TOYOTA	YARIS 1,4 D-4D 90CV	MOD 2012	0,3831	1,436,46	1,723,76	2,296,34	2,872,93
TOYOTA	YARIS 1,4 D-4D 90CV	MY2014	0,3703	1,388,51	1,666,22	2,221,62	2,777,03
VOLKSWAGEN	ARTEON 2,0 BITDI 4MOTION	240CV 4WD	0,7428	2,785,60	3,342,72	4,456,96	5,571,20
VOLKSWAGEN	ARTEON 2,0 TDI	150CV	0,6602	2,475,88	2,971,05	3,961,40	4,951,75
VOLKSWAGEN	CADDY 1,6 TDI 102CV	EURO5	0,4638	1,739,29	2,087,15	2,782,86	3,478,58
VOLKSWAGEN	CADDY 1,6 TDI 75CV	EURO5	0,4537	1,701,50	2,041,80	2,722,40	3,403,00
VOLKSWAGEN	CADDY 2,0 TDI 140CV	EURO5	0,5274	1,977,80	2,373,36	3,164,48	3,955,60
VOLKSWAGEN	CADDY 2,0 TDI 4MOTION 110CV	EURO5	0,5323	1,996,00	2,395,20	3,193,60	3,992,00
VOLKSWAGEN	CROSS GOLF 1,9 TDI	105CV	0,5498	2,061,83	2,474,19	3,298,92	4,123,65
VOLKSWAGEN	CROSS GOLF 2,0/16V TDI	140CV	0,5757	2,159,03	2,590,83	3,454,44	4,318,05
VOLKSWAGEN	EOS 2,0 TDI 140CV	CABRIO	0,5983	2,243,78	2,692,53	3,590,04	4,467,55
VOLKSWAGEN	GOLF CABRIOLET 1,6 TDI	105CV	0,4923	1,846,21	2,215,46	2,953,94	3,692,43
VOLKSWAGEN	GOLF CABRIOLET 2,0 TDI	140CV	0,5625	2,109,41	2,531,30	3,375,06	4,218,83
VOLKSWAGEN	GOLF PLUS VI SERIE 1,6 TDI	105CV EURO5	0,4900	1,837,56	2,205,06	2,940,10	3,675,13
VOLKSWAGEN	GOLF PLUS VI SERIE 1,6 TDI BLUEMOTION	105CV EURO5	0,4873	1,827,55	2,193,06	2,924,08	3,655,10
VOLKSWAGEN	GOLF PLUS VI SERIE 2,0 TDI	110CV EURO 5	0,5059	1,897,18	2,276,61	3,035,48	3,794,35
VOLKSWAGEN	GOLF PLUS VI SERIE 2,0 TDI	140CV EURO 5	0,5477	2,053,99	2,464,79	3,286,38	4,107,98
VOLKSWAGEN	GOLF SPORTSVAN 1,6 TDI	110CV	0,4623	1,733,75	2,080,50	2,774,00	3,467,50
VOLKSWAGEN	GOLF SPORTSVAN 1,6 TDI	115CV	0,4706	1,764,58	2,117,49	2,823,32	3,529,15
VOLKSWAGEN	GOLF SPORTSVAN 1,6 TDI	90CV	0,4490	1,683,60	2,020,32	2,693,76	3,367,20
VOLKSWAGEN	GOLF SPORTSVAN 2,0 TDI	150CV	0,5520	2,070,16	2,484,20	3,312,26	4,140,33
VOLKSWAGEN	GOLF VARIANT 1,6 TDI DPF	105CV EURO5 S.W.	0,4774	1,790,13	2,148,15	2,864,20	3,580,25
VOLKSWAGEN	GOLF VARIANT 2,0 TDI DPF	140CV EURO5 S.W.	0,5383	2,018,74	2,422,49	3,229,98	4,037,48
VOLKSWAGEN	GOLF VI 1,6 TDI 105CV	MOD.2009	0,4637	1,738,96	2,086,76	2,782,34	3,477,93
VOLKSWAGEN	GOLF VI 1,6 TDI 105CV BLUE MOTION	MOD.2009	0,4704	1,763,85	2,116,62	2,822,16	3,527,70
VOLKSWAGEN	GOLF VI 2,0 TDI 110CV	MOD.2009	0,4790	1,796,09	2,155,31	2,873,74	3,592,18
VOLKSWAGEN	GOLF VI 2,0 TDI 140CV	MOD.2009	0,5107	1,915,23	2,298,27	3,064,36	3,830,45
VOLKSWAGEN	GOLF VI 2,0 TDI 140CV 4M.	MOD.2009	0,5419	2,032,03	2,438,43	3,251,24	4,064,05
VOLKSWAGEN	GOLF VI 2,0 TDI GTD 170CV	MOD. 2009	0,5698	2,136,56	2,563,88	3,418,50	4,273,13
VOLKSWAGEN	GOLF VII 1,6 TDI 110CV	4MOTION	0,5029	1,885,89	2,263,07	3,017,42	3,771,78
VOLKSWAGEN	GOLF VII 1,6 TDI BLUEMOT	90CV	0,4585	1,719,39	2,063,27	2,751,02	3,438,78
VOLKSWAGEN	GOLF VII 1,6 TDI BLUEMOT.	110CV	0,4713	1,767,50	2,121,00	2,828,00	3,535,00
VOLKSWAGEN	GOLF VII 1,6 TDI BLUEMOT. TECH	110CV	0,4744	1,779,15	2,134,98	2,846,64	3,588,30
VOLKSWAGEN	GOLF VII 1,6 TDI BLUEMOT.TECH	105CV	0,4679	1,754,69	2,105,63	2,807,50	3,509,38
VOLKSWAGEN	GOLF VII 1,6 TDI BLUEMOT.TECH	90CV	0,4668	1,750,59	2,100,71	2,800,94	3,501,18
VOLKSWAGEN	GOLF VII 2,0 GTD BLUEMOT. TECH	184CV	0,5796	2,173,31	2,607,98	3,477,30	4,346,63
VOLKSWAGEN	GOLF VII 2,0 TDI 4MOTION	150CV	0,5729	2,148,49	2,578,19	3,437,58	4,296,98
VOLKSWAGEN	GOLF VII 2,0 TDI BLUEMOT.TECH	150CV	0,5436	2,038,34	2,446,01	3,261,34	4,076,68
VOLKSWAGEN	GOLF VII VARIANT 1,6 TDI	105CV	0,4685	1,756,96	2,108,36	2,811,14	3,513,93
VOLKSWAGEN	GOLF VII VARIANT 1,6 TDI	110CV	0,4759	1,784,68	2,141,61	2,855,48	3,569,35
VOLKSWAGEN	GOLF VII VARIANT 1,6 TDI	90CV	0,4599	1,724,78	2,069,73	2,759,64	3,449,55
VOLKSWAGEN	GOLF VII VARIANT 1,6 TDI TREND	90CV	0,4517	1,693,99	2,032,79	2,710,38	3,387,98
VOLKSWAGEN	GOLF VII VARIANT 2,0 TDI	150CV	0,5543	2,078,44	2,494,13	3,325,50	4,156,88
VOLKSWAGEN	GOLF VII VARIANT 2,0 TDI	ALLTRACK 184 CV	0,5752	2,156,95	2,588,34	3,451,12	4,313,90
VOLKSWAGEN	JETTA 1,6 TDI DSG BLUEMOTION	105CV EURO5	0,4699	1,762,19	2,114,63	2,819,50	3,524,38
VOLKSWAGEN	MAGGIOLINO 1,6 TDI	105CV	0,4848	1,818,14	2,181,77	2,909,02	3,636,28
VOLKSWAGEN	MAGGIOLINO 2,0 TDI BLUEMOTION	110CV	0,5155	1,933,14	2,319,77	3,093,02	3,866,28



**FRINGE BENEFIT 2020 - IMPORTI DAL 1° LUGLIO
AUTOVEICOLI A GASOLIO FUORI PRODUZIONE**

MARCA	MODELLO	SERIE	COSTO KM 15.000 KM	FRINGE BENEFIT ANNUALE (25% CK)	FRINGE BENEFIT ANNUALE (30% CK)	FRINGE BENEFIT ANNUALE (40% CK)	FRINGE BENEFIT ANNUALE (50% CK)
VOLKSWAGEN	MAGGIOLINO 2,0 TDI BLUEMOTION 110CV	MY2016	0,4965	1,861,73	2,234,07	2,978,76	3,723,45
VOLKSWAGEN	MAGGIOLINO 2,0 TDI BLUEMOTION 150CV	MY2016	0,5322	1,995,71	2,394,86	3,193,14	3,991,43
VOLKSWAGEN	MAGGIOLINO 2,0 TDI SPORT	140CV	0,5788	2,170,54	2,604,65	3,472,86	4,341,08
VOLKSWAGEN	MAGGIOLINO 2,0 TDI SPORT BLUEMOTION	150CV	0,5481	2,055,53	2,466,63	3,288,84	4,111,05
VOLKSWAGEN	MAGGIOLINO CABRIO 1,6 TDI	105CV	0,5067	1,900,23	2,280,27	3,040,36	3,800,45
VOLKSWAGEN	MAGGIOLINO CABRIO 2,0 TDI	140CV	0,5952	2,231,85	2,678,22	3,570,96	4,463,70
VOLKSWAGEN	MAGGIOLINO CABRIO 2,0 TDI BLUEMOTION	110CV	0,5345	2,004,53	2,405,43	3,207,24	4,009,05
VOLKSWAGEN	MAGGIOLINO CABRIO 2,0 TDI SPORT BLUEMOTION	150CV	0,5683	2,131,01	2,557,22	3,409,62	4,262,03
VOLKSWAGEN	MULTIVAN 2,0 BITDI 180CV	4MOTION	0,7708	2,890,49	3,468,59	4,624,78	5,780,98
VOLKSWAGEN	MULTIVAN 2,5 TDI	130CV MOD,2007	0,7394	2,772,85	3,327,42	4,436,56	5,545,70
VOLKSWAGEN	MULTIVAN 2,5 TDI	174CV	0,7612	2,854,31	3,425,18	4,566,90	5,708,63
VOLKSWAGEN	NEW BEETLE 1,9 TDI	105CV	0,5316	1,993,58	2,392,29	3,189,72	3,987,15
VOLKSWAGEN	NEW BEETLE 1,9 TDI	105CV CABRIO	0,5662	2,123,21	2,547,86	3,397,14	4,246,43
VOLKSWAGEN	NUOVA TOUAREG 3,0 V6 TDI TIP BLUEMOT	240CV	0,8107	3,040,09	3,646,11	4,864,14	6,080,18
VOLKSWAGEN	NUOVA TOUAREG 4,2 V8 TDI TIP	326CV	0,9829	3,685,73	4,422,87	5,897,16	7,371,45
VOLKSWAGEN	PASSAT 1,6 TDI 120CV	EURO 6	0,5065	1,899,35	2,279,22	3,038,96	3,798,70
VOLKSWAGEN	PASSAT 1,6 TDI DPF	105CV	0,4881	1,830,40	2,196,48	2,928,64	3,660,80
VOLKSWAGEN	PASSAT 2,0 BITDI 4MOTION	240CV	0,6575	2,465,71	2,958,86	3,945,14	4,931,43
VOLKSWAGEN	PASSAT 2,0 TDI 150CV	EURO 6	0,5653	2,119,91	2,543,90	3,391,86	4,239,83
VOLKSWAGEN	PASSAT 2,0 TDI 177CV	4 MOT HIGHLINE BMT	0,6460	2,422,43	2,906,91	3,875,88	4,844,85
VOLKSWAGEN	PASSAT 2,0 TDI 177CV	HIGHLINE BMT	0,6279	2,354,65	2,825,58	3,767,44	4,709,30
VOLKSWAGEN	PASSAT 2,0 TDI 190CV	EURO 6	0,6062	2,273,23	2,727,87	3,637,16	4,546,45
VOLKSWAGEN	PASSAT 2,0 TDI DPF	140CV	0,5545	2,079,53	2,495,43	3,327,24	4,159,05
VOLKSWAGEN	PASSAT 2,0 TDI DPF	170CV	0,6184	2,318,84	2,782,61	3,710,14	4,637,68
VOLKSWAGEN	PASSAT 2,0 TDI DPF 4MOTION	140CV	0,5917	2,218,78	2,662,53	3,550,04	4,437,55
VOLKSWAGEN	PASSAT 2,0 TDI DPF 4MOTION	170CV	0,6372	2,389,61	2,867,54	3,823,38	4,779,23
VOLKSWAGEN	PASSAT CC 2,0 143CV BLUETDI	EURO5 COUPÉ	0,6032	2,261,85	2,714,22	3,618,96	4,523,70
VOLKSWAGEN	PASSAT CC 2,0 TDI	140CV	0,5956	2,233,49	2,680,19	3,573,58	4,466,98
VOLKSWAGEN	PASSAT CC 2,0 TDI	177CV	0,6309	2,365,84	2,839,01	3,785,34	4,731,68
VOLKSWAGEN	PASSAT CC 2,0 TDI 140CV	EURO5 COUPÉ	0,5982	2,243,31	2,691,98	3,589,30	4,486,63
VOLKSWAGEN	PASSAT CC 2,0 TDI 140CV 4MOTION	EURO5 COUPÉ	0,6177	2,316,26	2,779,52	3,706,02	4,632,53
VOLKSWAGEN	PASSAT CC 2,0 TDI 140CV BLUEMOTION	EURO5 COUPÉ	0,5854	2,195,06	2,634,08	3,512,10	4,390,13
VOLKSWAGEN	PASSAT CC 2,0 TDI 170CV	EURO5 COUPÉ	0,6182	2,318,39	2,782,07	3,709,42	4,636,78
VOLKSWAGEN	PASSAT CC 2,0 TDI 170CV 4MOTION	EURO5 COUPÉ	0,6562	2,460,73	2,952,87	3,937,16	4,921,45
VOLKSWAGEN	PASSAT VARIANT 1,6 TDI 120CV	EURO 6 SW	0,5124	1,921,45	2,305,74	3,074,32	3,842,90
VOLKSWAGEN	PASSAT VARIANT 1,6 TDI DPF	105CV	0,4955	1,858,08	2,229,69	2,972,92	3,716,15
VOLKSWAGEN	PASSAT VARIANT 2,0 TDI 150CV	EURO 6 SW	0,5692	2,134,55	2,561,46	3,415,28	4,269,10
VOLKSWAGEN	PASSAT VARIANT 2,0 TDI 177CV	4 MOT HIGHLINE BMT DGS	0,6547	2,455,06	2,946,08	3,928,10	4,910,13
VOLKSWAGEN	PASSAT VARIANT 2,0 TDI 177CV	HIGHLINE BMT DGS	0,6357	2,384,01	2,860,82	3,814,42	4,768,03
VOLKSWAGEN	PASSAT VARIANT 2,0 TDI 190CV	EURO 6 SW	0,6115	2,293,29	2,751,95	3,669,26	4,586,58
VOLKSWAGEN	PASSAT VARIANT 2,0 TDI DPF	140CV	0,5612	2,104,54	2,525,45	3,367,26	4,209,08
VOLKSWAGEN	PASSAT VARIANT 2,0 TDI DPF	170CV	0,6267	2,349,98	2,819,97	3,759,96	4,699,95
VOLKSWAGEN	PASSAT VARIANT 2,0 TDI DPF 4MOTION	140CV	0,6013	2,254,74	2,705,69	3,607,58	4,509,48
VOLKSWAGEN	PASSAT VARIANT 2,0 TDI DPF 4MOTION	170CV	0,6464	2,424,09	2,908,91	3,878,54	4,848,18
VOLKSWAGEN	PASSAT VARIANT ALLTRACK 2,0 TDI	150CV 4MOTION	0,6111	2,291,51	2,749,82	3,666,42	4,583,03
VOLKSWAGEN	PASSAT VARIANT ALLTRACK 2,0 TDI	190CV 4MOTION	0,6468	2,425,63	2,910,75	3,881,00	4,851,25
VOLKSWAGEN	PHAETON 3,0 239CV TDI	MOD. 2009	1,0241	3,840,40	4,608,48	6,144,64	7,680,80
VOLKSWAGEN	PHAETON 3,0 V6 TDI	239CV	1,0282	3,855,70	4,626,84	6,169,12	7,711,40
VOLKSWAGEN	POLO 1,2 TDI	75CV	0,3678	1,379,40	1,655,28	2,207,04	2,758,80
VOLKSWAGEN	POLO 1,2 TDI BLUEMOTION	75CV	0,3774	1,415,31	1,698,38	2,264,50	2,830,63
VOLKSWAGEN	POLO 1,4 TDI 75CV	MY2014	0,3748	1,405,49	1,686,59	2,248,78	2,810,98
VOLKSWAGEN	POLO 1,4 TDI 90CV	MY2014	0,3907	1,464,94	1,757,93	2,343,90	2,929,88
VOLKSWAGEN	POLO 1,6 TDI 80CV	MY2018	0,4321	1,620,55	1,944,66	2,592,88	3,241,10
VOLKSWAGEN	POLO 1,6 TDI DPF 75CV	EURO 5	0,4086	1,532,39	1,838,87	2,451,82	3,064,78
VOLKSWAGEN	POLO 1,6 TDI DPF 90CV	EURO 5	0,4220	1,582,49	1,898,99	2,531,98	3,164,98
VOLKSWAGEN	POLO 1,6 TDI DPF 90CV BLUEMOTION	EURO5	0,4176	1,566,15	1,879,38	2,505,84	3,132,30
VOLKSWAGEN	POLO CROSS 1,4 TDI BLUEMOTION	90CV	0,4033	1,512,24	1,814,69	2,419,58	3,024,48
VOLKSWAGEN	POLO CROSS 1,6 TDI	90CV	0,4771	1,789,20	2,147,04	2,862,72	3,578,40
VOLKSWAGEN	SCIROCCO	2,0 TDI 140CV	0,5409	2,028,53	2,434,23	3,245,64	4,057,05
VOLKSWAGEN	SCIROCCO	2,0 TDI 177CV	0,5939	2,226,94	2,672,33	3,563,10	4,453,88
VOLKSWAGEN	SCIROCCO 2,0 TDI	140CV	0,5574	2,090,40	2,508,48	3,344,64	4,180,80



**FRINGE BENEFIT 2020 - IMPORTI DAL 1° LUGLIO
AUTOVEICOLI A GASOLIO FUORI PRODUZIONE**

MARCA	MODELLO	SERIE	COSTO KM 15.000 KM	FRINGE BENEFIT ANNUALE (25% CK)	FRINGE BENEFIT ANNUALE (30% CK)	FRINGE BENEFIT ANNUALE (40% CK)	FRINGE BENEFIT ANNUALE (50% CK)
VOLKSWAGEN	SCIROCCO 2.0 TDI	170CV	0,5727	2,147,79	2,577,35	3,436,46	4,295,58
VOLKSWAGEN	SHARAN 2.0 TDI	177CV	0,6483	2,430,94	2,917,13	3,889,50	4,861,88
VOLKSWAGEN	SHARAN 2.0 TDI	184CV	0,6472	2,426,89	2,912,27	3,883,02	4,853,78
VOLKSWAGEN	SHARAN 2.0 TDI BLUEMOT. 140CV	EURO5	0,5866	2,199,73	2,639,67	3,519,56	4,399,45
VOLKSWAGEN	SHARAN 2.0 TDI BLUEMOT. 170CV	EURO5	0,6450	2,418,75	2,902,50	3,870,00	4,837,50
VOLKSWAGEN	TIGUAN 2.0 TDI	110CV	0,5392	2,022,09	2,426,51	3,235,34	4,044,18
VOLKSWAGEN	TIGUAN 2.0 TDI	177CV	0,6420	2,407,39	2,888,87	3,851,82	4,814,78
VOLKSWAGEN	TIGUAN 2.0 TDI 150CV	4MOTION	0,5714	2,142,86	2,571,44	3,428,58	4,285,73
VOLKSWAGEN	TIGUAN 2.0 TDI 150CV	BLUEM.TECH	0,5528	2,072,90	2,487,48	3,316,64	4,145,80
VOLKSWAGEN	TIGUAN 2.0 TDI 184CV	4MOTION	0,6200	2,325,13	2,790,15	3,720,20	4,650,25
VOLKSWAGEN	TIGUAN 2.0 TDI 190CV 4 MOTION	MY2016	0,6338	2,376,80	2,852,16	3,802,88	4,753,60
VOLKSWAGEN	TIGUAN 2.0 TDI 4MOTION	140CV	0,6052	2,269,49	2,723,39	3,631,18	4,538,98
VOLKSWAGEN	TIGUAN 2.0 TDI 4MOTION	140CV 4WD	0,5983	2,243,56	2,692,28	3,589,70	4,487,13
VOLKSWAGEN	TIGUAN 2.0 TDI 4MOTION	170CV 4WD	0,6229	2,335,90	2,803,08	3,737,44	4,671,80
VOLKSWAGEN	TIGUAN 2.0 TDI BLUEMOT.	140CV	0,5707	2,140,14	2,568,17	3,424,22	4,280,28
VOLKSWAGEN	TIGUAN ALLSPACE 2.0 TDI 4MOTION	190CV 4WD	0,6758	2,534,29	3,041,15	4,054,86	5,068,58
VOLKSWAGEN	TOUAREG 3.0 TDI	204CV	0,8114	3,042,79	3,651,35	4,868,46	6,085,58
VOLKSWAGEN	TOUAREG 3.0 TDI	245CV	0,8344	3,128,81	3,754,58	5,006,10	6,257,63
VOLKSWAGEN	TOUAREG 3.0 TDI	262CV	0,8443	3,166,00	3,799,20	5,065,60	6,332,00
VOLKSWAGEN	TOURAN 1.6 TDI	110CV	0,4920	1,844,93	2,213,91	2,951,88	3,689,85
VOLKSWAGEN	TOURAN 1.6 TDI	115CV	0,5000	1,875,15	2,250,18	3,000,24	3,750,30
VOLKSWAGEN	TOURAN 1.6 TDI 105CV	EURO5	0,4821	1,808,00	2,169,60	2,892,80	3,616,00
VOLKSWAGEN	TOURAN 1.9 TDI	105CV	0,5287	1,982,59	2,379,11	3,172,14	3,965,18
VOLKSWAGEN	TOURAN 2.0 TDI	170CV	0,5997	2,248,76	2,698,52	3,598,02	4,497,53
VOLKSWAGEN	TOURAN 2.0 TDI	177CV	0,6160	2,310,15	2,772,18	3,696,24	4,620,30
VOLKSWAGEN	TOURAN 2.0 TDI	190CV	0,5907	2,215,08	2,658,09	3,544,12	4,430,15
VOLKSWAGEN	TOURAN 2.0 TDI 140CV	EURO5	0,5645	2,117,00	2,540,40	3,387,20	4,234,00
VOLKSWAGEN	TOURAN 2.0 TDI 170CV DGS	EURO5	0,6011	2,254,23	2,705,07	3,606,76	4,508,45
VOLKSWAGEN	TOURAN 2.0 TDI DGS	140CV	0,5874	2,202,78	2,643,33	3,524,44	4,405,55
VOLKSWAGEN	TRANSPORTER 2.5 TDI 131CV	KOMBI	0,6442	2,415,80	2,898,96	3,885,28	4,831,60
VOLKSWAGEN	TRANSPORTER 2.5 TDI 174CV	KOMBI	0,6674	2,502,75	3,003,30	4,004,40	5,005,50
VOLVO	C30 D2 1.6	115CV	0,4695	1,760,70	2,112,84	2,817,12	3,521,40
VOLVO	C30 D3 2.0 150CV	EURO5	0,5538	2,076,85	2,492,22	3,322,96	4,153,70
VOLVO	C30 D4 2.0	177CV	0,5716	2,143,40	2,572,08	3,429,44	4,286,80
VOLVO	C70 D3 2.0	150CV	0,6446	2,417,40	2,900,88	3,867,84	4,834,80
VOLVO	C70 D4 2.0	177CV	0,6531	2,449,25	2,939,10	3,918,80	4,898,50
VOLVO	NUOVA S40 D2 1.6	115CV	0,4839	1,814,66	2,177,60	2,903,46	3,629,33
VOLVO	NUOVA S40 D3 2.0 150CV	EURO5	0,5634	2,112,83	2,535,39	3,380,52	4,225,65
VOLVO	NUOVA S40 D4 2.0	177CV	0,5815	2,180,53	2,616,63	3,488,84	4,361,05
VOLVO	S60 1.6 DRIVE 115CV	EURO5	0,5276	1,978,58	2,374,29	3,165,72	3,957,15
VOLVO	S60 2.0 D2	120CV	0,5070	1,901,23	2,281,47	3,041,96	3,802,45
VOLVO	S60 2.0 D3	150CV	0,5353	2,007,48	2,408,97	3,211,96	4,014,95
VOLVO	S60 2.0 D3 163CV	EURO5	0,6122	2,295,59	2,754,71	3,672,94	4,591,18
VOLVO	S60 2.0 D4	190CV	0,5568	2,087,93	2,505,51	3,340,68	4,175,85
VOLVO	S60 2.0 D5 GEARTRONIC	225CV	0,6285	2,356,73	2,828,07	3,770,76	4,713,45
VOLVO	S60 2.4 D4 AWD GEARTRONIC	190CV	0,6446	2,417,24	2,900,69	3,867,58	4,834,48
VOLVO	S60 2.4 D5 205CV	EURO5	0,6657	2,496,36	2,995,64	3,994,18	4,992,73
VOLVO	S60 2.4 D5 AWD GEARTRONIC 205CV	EURO5	0,7238	2,714,34	3,257,21	4,342,94	5,428,68
VOLVO	S60 CROSS COUNTRY D3 2.0	150CV	0,5633	2,112,35	2,534,82	3,379,76	4,224,70
VOLVO	S60 CROSS COUNTRY D4 2.0	190CV	0,5839	2,189,50	2,627,40	3,503,20	4,379,00
VOLVO	S60 CROSS COUNTRY D4 2.0 4WD	190CV	0,6609	2,478,50	2,974,20	3,965,60	4,957,00
VOLVO	S60 CROSS COUNTRY D4 2.4 AWD	190CV	0,6646	2,492,41	2,990,90	3,987,86	4,984,83
VOLVO	S60 D2 1.6	115CV	0,5108	1,915,63	2,298,75	3,065,00	3,831,25
VOLVO	S60 D3 2.0	136CV	0,5816	2,180,96	2,617,16	3,489,54	4,361,93
VOLVO	S60 D4 2.0	163CV	0,6281	2,355,20	2,826,24	3,768,32	4,710,40
VOLVO	S60 D4 2.0	181CV	0,6014	2,255,21	2,706,26	3,608,34	4,510,43
VOLVO	S60 D5 2.4	215CV	0,6829	2,560,95	3,073,14	4,097,52	5,121,90
VOLVO	S60 D5 2.4 AWD	215CV	0,7051	2,644,01	3,172,82	4,230,42	5,288,03
VOLVO	S80 D2 1.6 115CV	EURO5	0,5686	2,132,14	2,558,57	3,411,42	4,264,28
VOLVO	S80 D3 2.0	163CV	0,6355	2,383,18	2,859,81	3,813,08	4,766,35
VOLVO	S80 D3 2.0 136CV	EURO5	0,6366	2,387,25	2,864,70	3,819,60	4,774,50



**FRINGE BENEFIT 2020 - IMPORTI DAL 1° LUGLIO
AUTOVEICOLI A GASOLIO FUORI PRODUZIONE**

MARCA	MODELLO	SERIE	COSTO KM 15.000 KM	FRINGE BENEFIT ANNUALE (25% CK)	FRINGE BENEFIT ANNUALE (30% CK)	FRINGE BENEFIT ANNUALE (40% CK)	FRINGE BENEFIT ANNUALE (50% CK)
VOLVO	S80 D4 2,0	181CV	0.6131	2.298,98	2.758,77	3.678,36	4.597,95
VOLVO	S80 D4 2,0 163CV	EURO5	0.6845	2.567,04	3.080,45	4.107,26	5.134,08
VOLVO	S80 D5 2,4	205CV	0.6848	2.567,93	3.081,51	4.108,68	5.135,85
VOLVO	S80 D5 2,4 215CV	EURO5	0.7085	2.656,94	3.188,33	4.251,10	5.313,88
VOLVO	S80 D5 2,4 AWD GEARTRONIC	205CV	0.7472	2.802,00	3.362,40	4.483,20	5.604,00
VOLVO	S80 D5 2,4 GEARTRONIC	205CV	0.8142	3.053,38	3.664,05	4.885,40	6.106,75
VOLVO	S90 D3 2,0	150CV	0.5899	2.212,15	2.654,58	3.539,44	4.424,30
VOLVO	S90 D3 GEARTRONIC 2,0	150CV	0.6166	2.312,16	2.774,60	3.699,46	4.624,33
VOLVO	S90 D4 2,0	190CV	0.6138	2.301,85	2.762,22	3.682,96	4.603,70
VOLVO	S90 D4 GEARTRONIC 2,0	190CV	0.6361	2.385,30	2.862,36	3.816,48	4.770,60
VOLVO	S90 D4 GETRONIC 2,0	190CV AWD	0.6591	2.471,78	2.966,13	3.954,84	4.943,55
VOLVO	S90 D5 GEARTRONIC 2,0	235CV AWD	0.7115	2.668,08	3.201,69	4.268,92	5.336,15
VOLVO	V40 D2 1,6	115CV	0.4390	1.646,18	1.975,41	2.633,88	3.292,35
VOLVO	V40 D2 CROSS COUNTRY 1,6	115CV	0.4577	1.716,21	2.059,46	2.745,94	3.432,43
VOLVO	V40 D3 2,0	150CV	0.5311	1.991,53	2.389,83	3.186,44	3.983,05
VOLVO	V40 D3 CROSS COUNTRY 2,0	150CV	0.5409	2.028,48	2.434,17	3.245,56	4.056,95
VOLVO	V40 D4 2,0	177CV	0.5551	2.081,68	2.498,01	3.330,68	4.163,35
VOLVO	V40 D4 2,0	190CV	0.5537	2.076,48	2.491,77	3.322,36	4.152,95
VOLVO	V40 D4 C COUNTRY 2,0	190CV	0.5642	2.115,74	2.538,89	3.385,18	4.231,48
VOLVO	V40 D4 CROSS COUNTRY 2,0	177 CV	0.5627	2.110,29	2.532,35	3.376,46	4.220,58
VOLVO	V50 D2 1,6	115CV	0.4820	1.807,46	2.168,96	2.891,94	3.614,93
VOLVO	V50 D3 2,0 150CV	EURO5	0.5682	2.130,81	2.556,98	3.409,30	4.261,63
VOLVO	V50 D4 2,0	177CV	0.5863	2.198,51	2.638,22	3.517,62	4.397,03
VOLVO	V60 2,0 D2	120CV	0.5187	1.945,14	2.334,17	3.112,22	3.890,28
VOLVO	V60 2,0 D3	150CV	0.5481	2.055,29	2.466,35	3.288,46	4.110,58
VOLVO	V60 2,0 D4	190CV	0.5696	2.136,11	2.563,34	3.417,78	4.272,23
VOLVO	V60 2,0 D5 GEARTRONIC	224CV	0.6359	2.384,45	2.861,34	3.815,12	4.768,90
VOLVO	V60 2,4 D4 AWD GEARTRONIC	190CV	0.6478	2.429,13	2.914,95	3.886,60	4.858,25
VOLVO	V60 CROSS COUNTRY D3 2,0	150CV	0.5621	2.107,81	2.529,38	3.372,50	4.215,63
VOLVO	V60 CROSS COUNTRY D4 2,0	190CV	0.5827	2.184,96	2.621,96	3.495,94	4.369,93
VOLVO	V60 D2 1,6 114CV	EURO5	0.5139	1.927,06	2.312,48	3.083,30	3.854,13
VOLVO	V60 D3 2,0	163CV	0.6115	2.293,25	2.751,90	3.669,20	4.586,50
VOLVO	V60 D3 2,0 136CV	EURO5	0.6013	2.254,95	2.705,94	3.607,92	4.509,90
VOLVO	V60 D4 2,0 163CV	EURO5	0.6403	2.401,06	2.881,28	3.841,70	4.802,13
VOLVO	V60 D4 2,4 AWD 163 CV	EURO5	0.6866	2.574,88	3.089,85	4.119,80	5.149,75
VOLVO	V60 D4 2,4 AWD GEARTRONIC	181CV	0.6907	2.590,20	3.108,24	4.144,32	5.180,40
VOLVO	V60 D5 2,4	205CV	0.6642	2.490,76	2.988,92	3.985,22	4.981,53
VOLVO	V60 D5 2,4 215CV	EURO5	0.6976	2.616,04	3.139,25	4.185,66	5.232,08
VOLVO	V60 D5 2,4 AWD 215CV	EURO5	0.7154	2.682,56	3.219,08	4.292,10	5.365,13
VOLVO	V60 D5 AWD GEARTRONIC 2,4	205CV	0.7328	2.747,93	3.297,51	4.396,88	5.495,85
VOLVO	V70 2,0 D3 GEARTRONIC	150CV	0.6150	2.306,31	2.767,58	3.690,10	4.612,63
VOLVO	V70 2,0 D4 GEARTRONIC	180CV	0.6374	2.390,23	2.868,27	3.824,36	4.780,45
VOLVO	V70 D3 2,0	163CV	0.6461	2.422,79	2.907,35	3.876,46	4.845,58
VOLVO	V70 D5 2,4	205CV	0.6970	2.613,63	3.136,35	4.181,80	5.227,25
VOLVO	V70 D5 2,4 AWD GEATRONIC	205CV	0.7586	2.844,83	3.413,79	4.551,72	5.689,65
VOLVO	V70 POLAR D2 1,6	115CV	0.5709	2.140,69	2.568,83	3.425,10	4.281,38
VOLVO	V70 POLAR D3 2,0	136CV	0.6366	2.387,20	2.864,64	3.819,52	4.774,40
VOLVO	V70 POLAR D4 2,0	163CV	0.6820	2.557,38	3.068,85	4.091,80	5.114,75
VOLVO	V70 POLAR D4 2,0	181CV	0.6139	2.302,13	2.762,55	3.683,40	4.604,25
VOLVO	V70 POLAR D5 2,4	215CV	0.7069	2.650,70	3.180,84	4.241,12	5.301,40
VOLVO	V90 2,0 D3	150CV	0.6049	2.268,54	2.722,25	3.629,66	4.537,08
VOLVO	V90 2,0 D3 GEARTRONIC	150CV	0.6272	2.351,95	2.822,34	3.763,12	4.703,90
VOLVO	V90 2,0 D4	190CV	0.6288	2.358,14	2.829,77	3.773,02	4.716,28
VOLVO	V90 2,0 D4 AWD GEARTRONIC	190CV	0.6750	2.531,43	3.037,71	4.050,28	5.062,85
VOLVO	V90 2,0 D4 GEARTRONIC	190CV	0.6485	2.431,75	2.918,10	3.890,80	4.863,50
VOLVO	V90 2,0 D5 AWD GEARTRONIC	235CV	0.7379	2.767,13	3.320,55	4.427,40	5.534,25
VOLVO	XC40 2,0 D3	150CV	0.5499	2.062,14	2.474,57	3.299,42	4.124,28
VOLVO	XC40 2,0 D3 AWD	150CV	0.5659	2.122,06	2.546,48	3.395,30	4.244,13
VOLVO	XC40 2,0 D3 GEARTRONIC	150CV 2WD	0.5669	2.126,05	2.551,26	3.401,68	4.252,10
VOLVO	XC40 2,0 D4 GEARTRONIC	190CV	0.6010	2.253,75	2.704,50	3.606,00	4.507,50
VOLVO	XC60 2,0 D3	150CV	0.5825	2.184,46	2.621,36	3.495,14	4.368,93



**FRINGE BENEFIT 2020 - IMPORTI DAL 1° LUGLIO
AUTOVEICOLI A GASOLIO FUORI PRODUZIONE**

MARCA	MODELLO	SERIE	COSTO KM 15.000 KM	FRINGE BENEFIT ANNUALE (25% CK)	FRINGE BENEFIT ANNUALE (30% CK)	FRINGE BENEFIT ANNUALE (40% CK)	FRINGE BENEFIT ANNUALE (50% CK)
VOLVO	XC60 2.0 D4	190CV	0.6033	2.262,31	2.714,78	3.619,70	4.524,63
VOLVO	XC60 2.0 D4 2WD	190CV	0.6424	2.408,99	2.890,79	3.854,38	4.817,98
VOLVO	XC60 2.0 D4 AWD	190CV	0.6598	2.474,30	2.969,16	3.958,88	4.948,60
VOLVO	XC60 2.0 D5 AWD	235CV	0.7191	2.696,75	3.236,10	4.314,80	5.393,50
VOLVO	XC60 2.0 DRIVE	163CV	0.6422	2.408,18	2.889,81	3.853,08	4.816,35
VOLVO	XC60 2.4 D4 AWD	190CV	0.6552	2.456,84	2.948,21	3.930,94	4.913,68
VOLVO	XC60 2.4 D5 AWD	220CV	0.6747	2.530,03	3.036,03	4.048,04	5.060,05
VOLVO	XC60 D3 2.0	136CV	0.6336	2.375,89	2.851,07	3.801,42	4.751,78
VOLVO	XC60 D3 2.0 GEARTRONIC	163CV	0.6730	2.523,71	3.028,46	4.037,94	5.047,43
VOLVO	XC60 D3 2.4 AWD	163CV	0.6970	2.613,61	3.136,34	4.181,78	5.227,23
VOLVO	XC60 D4 2.0	163CV	0.6231	2.336,53	2.803,83	3.738,44	4.673,05
VOLVO	XC60 D4 2.0 163CV	EURO5	0.6624	2.483,83	2.980,59	3.974,12	4.967,65
VOLVO	XC60 D4 2.0 GEARTRONIC	181 CV	0.6305	2.364,31	2.837,18	3.782,90	4.728,63
VOLVO	XC60 D4 2.4 AWD 163CV	EURO5	0.7084	2.656,44	3.187,73	4.250,30	5.312,88
VOLVO	XC60 D5 2.4 AWD 205CV	INTEGRALE	0.7229	2.711,04	3.253,25	4.337,66	5.422,08
VOLVO	XC60 D5 2.4 AWD 215CV	EURO5	0.7222	2.708,21	3.249,86	4.333,14	5.416,43
VOLVO	XC70 2.0 DRIVE	163CV	0.6531	2.449,09	2.938,91	3.918,54	4.898,18
VOLVO	XC70 2.4 D4 AWD	181CV	0.6834	2.562,56	3.075,08	4.100,10	5.125,13
VOLVO	XC70 2.4 D5 AWD	220CV	0.6897	2.586,41	3.103,70	4.138,26	5.172,83
VOLVO	XC70 D3 2.0 GEARTRONIC	163CV	0.6830	2.561,29	3.073,55	4.098,06	5.122,58
VOLVO	XC70 D3 2.4 AWD	163CV	0.7177	2.691,23	3.229,47	4.305,96	5.382,45
VOLVO	XC70 D4 2.0 163CV	EURO5	0.6870	2.576,11	3.091,34	4.121,78	5.152,23
VOLVO	XC70 D4 2.4 AWD 163CV	EURO5	0.7316	2.743,33	3.291,99	4.389,32	5.486,65
VOLVO	XC70 D5 2.4 AWD	205CV	0.7442	2.790,86	3.349,04	4.465,38	5.581,73
VOLVO	XC70 D5 2.4 AWD 215CV	EURO5	0.7590	2.846,16	3.415,40	4.553,86	5.692,33
VOLVO	XC90 2.0 D4 GEARTRONIC	190CV	0.6859	2.572,03	3.086,43	4.115,24	5.144,05
VOLVO	XC90 2.0 D5 AWD GEARTRONIC	235CV	0.7242	2.715,90	3.259,08	4.345,44	5.431,80
VOLVO	XC90 D4 2.4 GEARTRONIC POLAR	163CV	0.7432	2.786,88	3.344,25	4.459,00	5.573,75
VOLVO	XC90 D5 2.0 225CV	AWD	0.7201	2.700,55	3.240,66	4.320,88	5.401,10
VOLVO	XC90 D5 2.4 GEARTRONIC POLAR AWD	200CV	0.7806	2.927,16	3.512,60	4.683,46	5.854,33

